



FUJII ELECTRIC

SPLIT TYPE ROOM AIR CONDITIONER WALL MOUNTED type

SERVICE MANUAL

Models	Indoor unit	Outdoor unit
	RSW-18CB	ROW-18CB
	RSW-18HB	ROW-18HB
	RSW-24CB	ROW-24CB
	RSW-24HB	ROW-24HB
	RSW-30CB	ROW-30CB
	RSW-30HB	ROW-30HB
	RSW-18CC	ROW-18CC
	RSW-24CC	ROW-24CC
	RSW-30CC	ROW-30CC
	RSW-18HL	ROW-18HL
	RSW-24HL	ROW-24HL
	RSW-9CB	ROW-9CB
	RSW-12CB	ROW-12CB

C O N T E N T S

SPECIFICATIONS	1
OUTLINE AND DIMENSIONS	4
REFRIGERANT SYSTEM DIAGRAM	5
ERROR CONTENTS	11
CIRCUIT DIAGRAM	12
INDOOR PRINTED CIRCUIT BOARD CIRCUIT DIAGRAM	20
P.C. BOARD LAYOUTS	24
DISASSEMBLY ILLUSTRATION	28
PARTS LIST	54



Большая библиотека технической документации

<https://splitsystema48.ru/instrukcii-po-ekspluatacii-kondicionerov.html>

каталоги, инструкции, сервисные мануалы, схемы.

S P E C I F I C A T I O N S

TYPE		COOL	COOL & HEAT	COOL	COOL & HEAT	COOL	COOL & HEAT
INDOOR UNIT		RSW-18CB	RSW-18HB	RSW-24CB	RSW-24HB	RSW-30CB	RSW-30HB
OUTDOOR UNIT		ROW-18CB	ROW-18HB	ROW-24CB	ROW-24HB	ROW-30CB	ROW-30HB
COOLING CAPACITY	(kW)	5.30 - 5.40	5.30 - 5.40	6.80 - 6.90	6.80 - 6.90	8.05 - 8.20	7.80 - 8.00
HEATING CAPACITY		—	5.50 - 5.60	—	7.70 - 7.80	—	8.55 - 8.80

ELECTRICAL DATA

POWER SOURCE	(V)	220 - 240						
FREQUENCY	(Hz)	50						
RUNNING CURRENT	(A)	COOLING	8.4 - 8.0	8.8 - 8.5	12.2 - 11.3	11.9 - 11.1	13.8 - 13.7	13.7 - 13.5
		HEATING	—	7.8 - 7.7	—	12.1 - 11.4	—	14.5 - 14.4
INPUT WATTS	(kW)	COOLING	1.84 - 1.89	1.89 - 1.98	2.61 - 2.65	2.60 - 2.65	2.96 - 3.08	2.93 - 3.05
		HEATING	—	1.70 - 1.80	—	2.64 - 2.72	—	3.13 - 3.25
E.E.R.	(kW/kW)	COOLING	2.88 - 2.86	2.80 - 2.73	2.61 - 2.60	2.62 - 2.60	2.72 - 2.66	2.66 - 2.62
		HEATING	—	3.24 - 3.11	—	2.92 - 2.87	—	2.73 - 2.71
MOISTURE REMOVAL	(ℓ/hr)	2.0			2.5		3.5	
AIR CIRCULATION-Hi	(m³/hr)	900			1,000		1,100	
REFRIGERANT	R-22 (g)	1,400	1,900	1,850	2,200	2,300	2,450	

COMPRESSOR

TYPE	Hermetic type, Deposit electrode condenser, 2 poles, Single phase, Induction motor			
CODE	2JS318D5BA02	PH33VTTT	NH44VNBT	NH52VNHT

FAN MOTOR

POWER SOURCE	(V)	220 - 240					
INDOOR UNIT	TYPE	MFA-30HTT					
	HI-SPEED (r.p.m.)	1,080		1,190		1,320	
	MED-SPEED (r.p.m.)	940		1,030		1,220	
	LO-SPEED (r.p.m.)	810		900		1,030	
OUTDOOR UNIT	TYPE	MFB-247FBT	MFB-252TAT	MFB-247FBT	MFB-252TAT	MFB-30DFT	
	(r.p.m.)	735				730	

DIMENSIONS

INDOOR UNIT	H x W x D	320 x 1,120 x 220	
OUTDOOR UNIT	(mm)	643 x 840 x 336	900 x 900 x 350

WEIGHT

INDOOR UNIT	GROSS / NET	22 / 16					
OUTDOOR UNIT	(kg)	67 / 59	76 / 68	73 / 65	77 / 69	91 / 79	92 / 80

REFRIGERANT CHARGE

MODELS	PIPE LENGTH	5 m	7.5 m	10 m	15 m	20 m	25 m	30 m	Additional refrigerant
		(16 ft)	(25 ft)	(33 ft)	(49 ft)	(66 ft)	(82 ft)	(98 ft)	
FULL CHARGE AMOUNT	RSW-18CB	1,400 g (49.4 oz)	1,450 g (51.1 oz)	1,550 g (54.7 oz)	1,650 g (58.2 oz)	—		20 g (0.71 oz)/3.3 ft (1 m) (over 7.5 m)	
	RSW-18HB	1,900 g (67.0 oz)	2,000 g (70.5 oz)	2,200 g (77.6 oz)	2,400 g (84.7 oz)	—		40 g (1.41 oz)/3.3 ft (1 m) (over 7.5 m)	
	RSW-24CB	1,850 g (65.3 oz)	1,900 g (67.0 oz)	2,000 g (70.5 oz)	2,100 g (74.1 oz)	—		20 g (0.71 oz)/3.3 ft (1 m) (over 7.5 m)	
	RSW-24HB	2,200 g (77.6 oz)	2,300 g (81.1 oz)	2,500 g (88.2 oz)	2,700 g (95.2 oz)	—		40 g (1.41 oz)/3.3 ft (1 m) (over 7.5 m)	
	RSW-30CB	2,300 g (81.1 oz)	2,350 g (82.9 oz)	2,450 g (86.4 oz)	2,550 g (89.9 oz)	2,650 g (93.5 oz)	2,750 g (97.0 oz)	20 g (0.71 oz)/3.3 ft (1 m) (over 7.5 m)	
	RSW-30HB	2,450 g (86.4 oz)	2,550 g (89.9 oz)	2,750 g (97.0 oz)	2,950 g (104.1 oz)	3,150 g (111.1 oz)	—	40 g (1.41 oz)/3.3 ft (1 m) (over 7.5 m)	

TYPE		COOL			COOL & HEAT	
INDOOR UNIT		RSW-18CC	RSW-24CC	RSW-30CC	RSW-18HL	RSW-24HL
OUTDOOR UNIT		ROW-18CC	ROW-24CC	ROW-30CC	ROW-18HL	ROW-24HL
COOLING CAPACITY	(kW)	5.30 - 5.40	6.80 - 6.90	8.05 - 8.20	5.30 - 5.40	6.80 - 6.90
HEATING CAPACITY		—			5.50 - 5.60	7.70 - 7.80

ELECTRICAL DATA

POWER SOURCE (V)		220 - 240				
FREQUENCY (Hz)		50				
RUNNING CURRENT (A)	COOLING	9.8 - 9.4	12.0 - 12.3	14.9 - 15.5	8.8 - 8.5	11.9 - 11.1
	HEATING	—			7.8 - 7.7	12.1 - 11.4
INPUT WATTS (kW)	COOLING	2.12 - 2.18	2.53 - 2.62	3.07 - 3.20	1.89 - 1.98	2.60 - 2.65
	HEATING	—			1.70 - 1.80	2.64 - 2.72
E.E.R. (kW/kW)	COOLING	2.50 - 2.48	2.69 - 2.63	2.62 - 2.56	2.80 - 2.73	2.62 - 2.60
	HEATING	—			3.24 - 3.11	2.92 - 2.87
MOISTURE REMOVAL (l/hr)		2.0	2.5	3.0	2.0	2.5
AIR CIRCULATION-Hi (m³/hr)		900	1,000	1,100	900	1,000
REFRIGERANT R-22 (g)		1,300	1,950	2,300	1,900	2,200

COMPRESSOR

TYPE	Hermetic type, Deposit electrode condenser, 2 poles, Single phase, Induction motor				
CODE	AWG5524EXC-4	H23B30QABKA	H23A42QABKA	PH33VTTT	NH44VNBT

FAN MOTOR

POWER SOURCE (V)		220 - 240				
INDOOR UNIT	TYPE	MFA-30HTT				
	HI-SPEED (r.p.m.)	1,080	1,190	1,320	1,080	1,190
	MED-SPEED (r.p.m.)	940	1,030	1,220	940	1,030
	LO-SPEED (r.p.m.)	810	900	1,030	810	900
OUTDOOR UNIT	TYPE	MFB-247FBT		MFB-30DFT	MFB-252TAT	
	(r.p.m.)	735		730	735	

DIMENSIONS

INDOOR UNIT	H x W x D	320 x 1,120 x 220			
OUTDOOR UNIT	(mm)	643 x 840 x 336	900 x 900 x 350	643 x 840 x 336	

WEIGHT

INDOOR UNIT	GROSS / NET	22 / 16				
OUTDOOR UNIT	(kg)	67 / 59	73 / 65	91 / 79	76 / 68	77 / 69

REFRIGERANT CHARGE

PIPE LENGTH		5 m (16 ft)	7.5 m (25 ft)	10 m (33 ft)	15 m (49 ft)	20 m (66 ft)	25 m (82 ft)	30 m (98 ft)	Additional refrigerant
FULL CHARGE AMOUNT	RSW-18CC	—	1,300 g (45.9 oz)	1,350 g (47.9 oz)	1,450 g (51.1 oz)	1,550 g (54.7 oz)	—		
	RSW-24CC	—	1,950 g (68.8 oz)	2,000 g (70.5 oz)	2,100 g (74.1 oz)	2,200 g (77.6 oz)	—		
	RSW-30CC	—	2,350 g (82.9 oz)	2,400 g (84.7 oz)	2,500 g (88.2 oz)	2,600 g (91.7 oz)	2,700 g (95.2 oz)	2,800 g (98.8 oz)	
	RSW-18HL		1,900 g (67.0 oz)	2,000 g (70.5 oz)	2,200 g (77.6 oz)	2,400 g (84.7 oz)	—		40 g (1.41 oz)/3.3 ft (1 m) (over 7.5 m)
	RSW-24HL		2,200 g (77.6 oz)	2,300 g (81.1 oz)	2,500 g (88.2 oz)	2,700 g (95.2 oz)	—		

TYPE	COOL	
INDOOR UNIT	RSW-9CB	RSW-12CB
OUTDOOR UNIT	ROW-9CB	ROW-12CB
COOLING CAPACITY (kW)	2.6 - 2.6	3.45 - 3.50

ELECTRICAL DATA

POWER SOURCE (V)	220 - 240	
FREQUENCY (Hz)	50	
RUNNING CURRENT (A)	3.5 - 3.3	6.1 - 6.3
INPUT WATTS (kW)	0.76 - 0.79	1.265 - 1.340
E.E.R. (kW/kW)	3.42 - 3.29	2.73 - 2.61
MOISTURE REMOVAL (ℓ/h)	1.3	1.8
AIR CIRCULATION-Hi (m ³ /hr)	485	500

COMPRESSOR

TYPE	Hermetic type, Permanent split condenser, 2 pole, Single phase, Induction motor	
CODE	2P15S225ANJ 220 - 240V 50Hz	806 149 45 220 - 240V 50Hz
REFRIGERANT R-22 (g)	770	750

FAN MOTOR

POWER SOURCE (V)	220 - 240		
INDOOR UNIT	HI-SPEED (r.p.m.)	1,300	1,330
	MED-SPEED (r.p.m.)	1,160	1,250
	LOW-SPEED (r.p.m.)	1,020	1,170
	QUIET (r.p.m.)	950	1,080
OUTDOOR UNIT (r.p.m.)	710 - 755	760 - 790	

DIMENSIONS

INDOOR UNIT	H x W x D (mm)	260 x 815 x 175
OUTDOOR UNIT		535 x 695 x 250

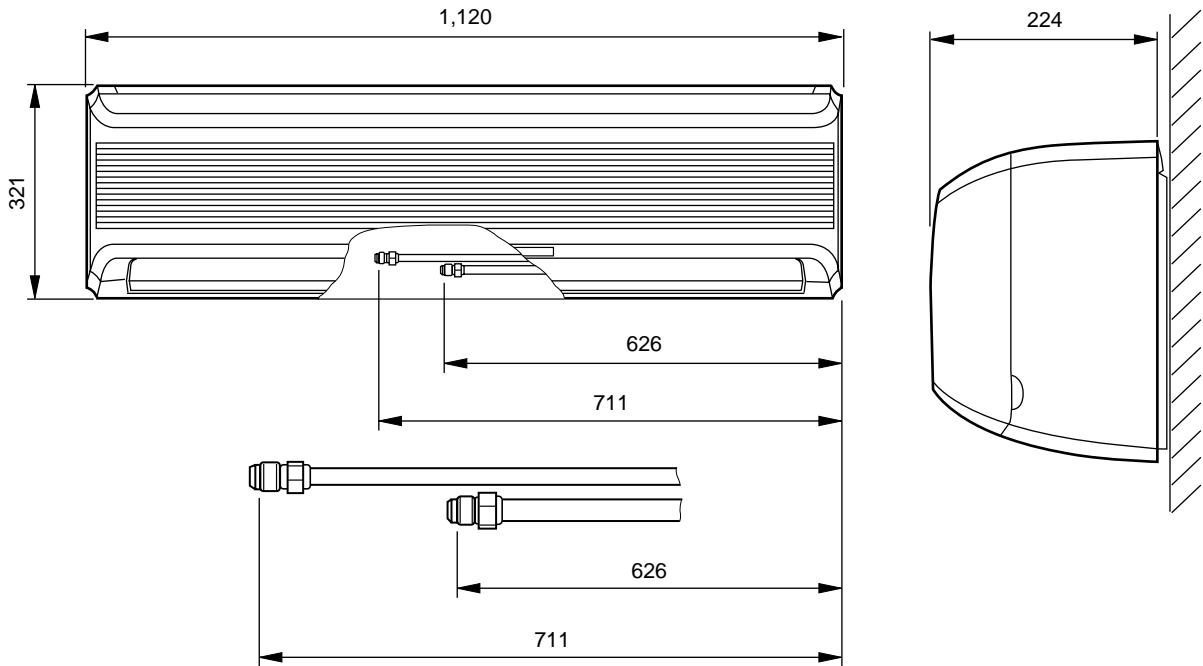
WEIGHT

INDOOR UNIT	GROSS/NET (kg)	10 / 8	
OUTDOOR UNIT		31 / 28	33 / 30

OUTLINE AND DIMENSIONS

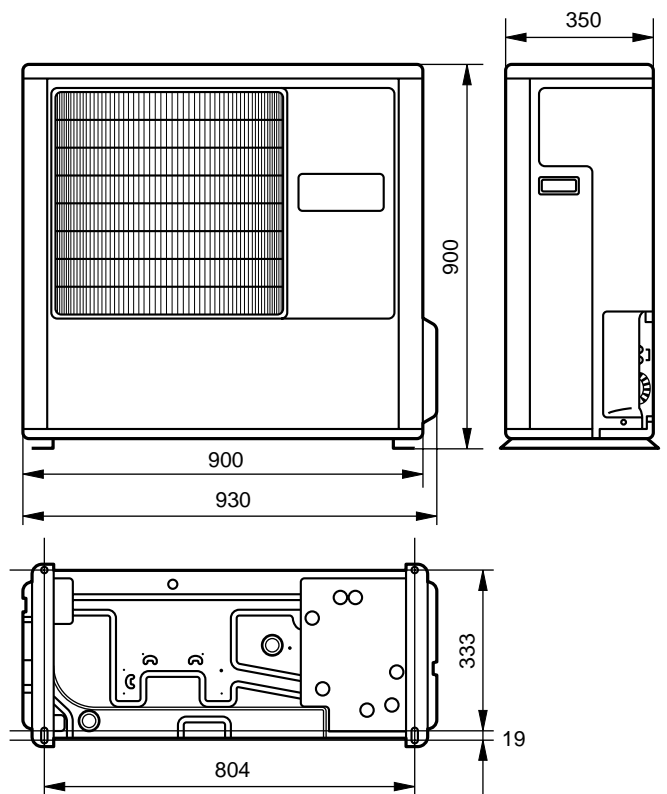
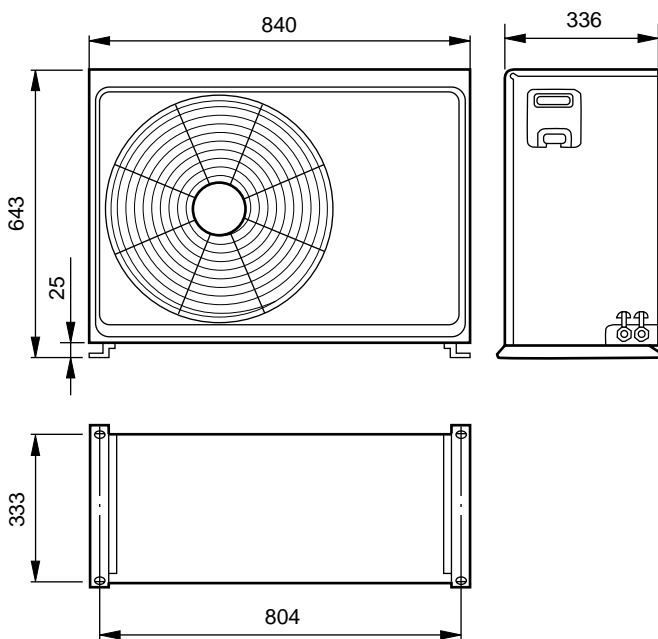
Models : RSW-18CB, RSW-18HB RSW-18CC RSW-18HL
 RSW-24CB, RSW-24HB RSW-24CC RSW-24HL
 RSW-30CB, RSW-30HB RSW-30CC

Unit : mm



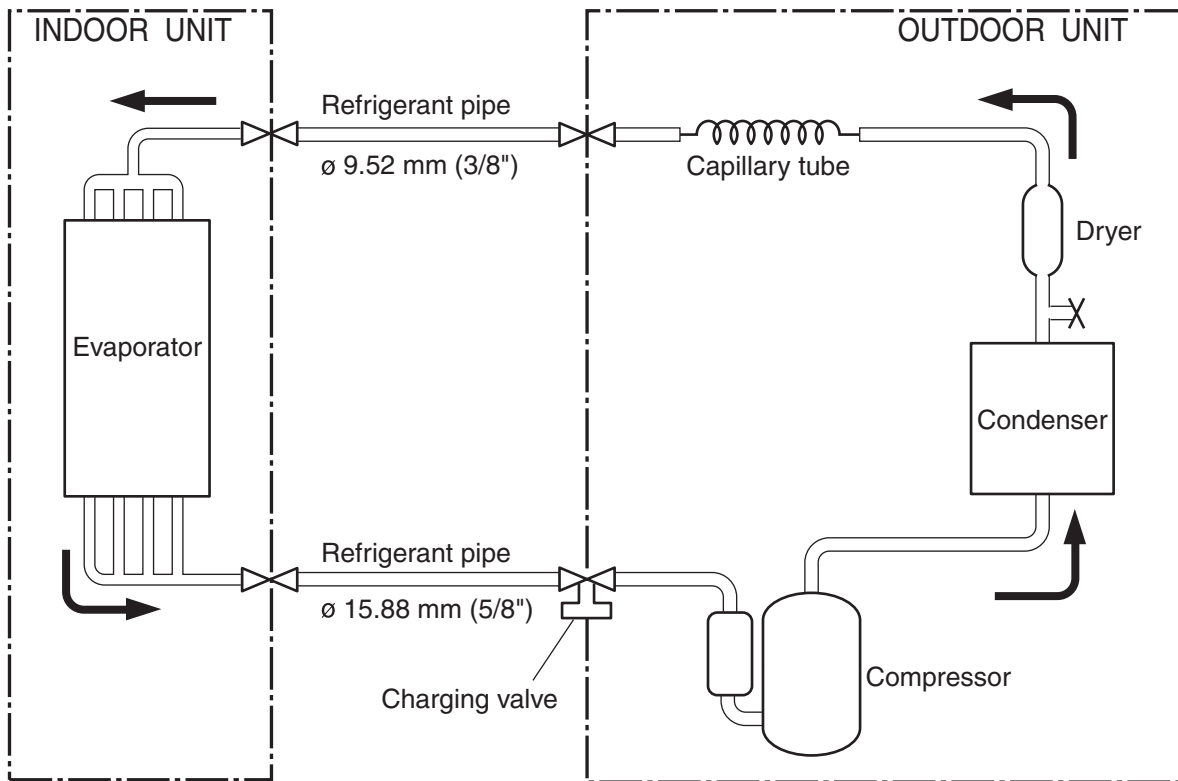
Models : ROW-18CB ROW-18CC ROW-18HL
 ROW-18HB ROW-24CC ROW-24HL
 ROW-24CB
 ROW-24HB

Models : ROW-30CB ROW-30CC
 ROW-30HB

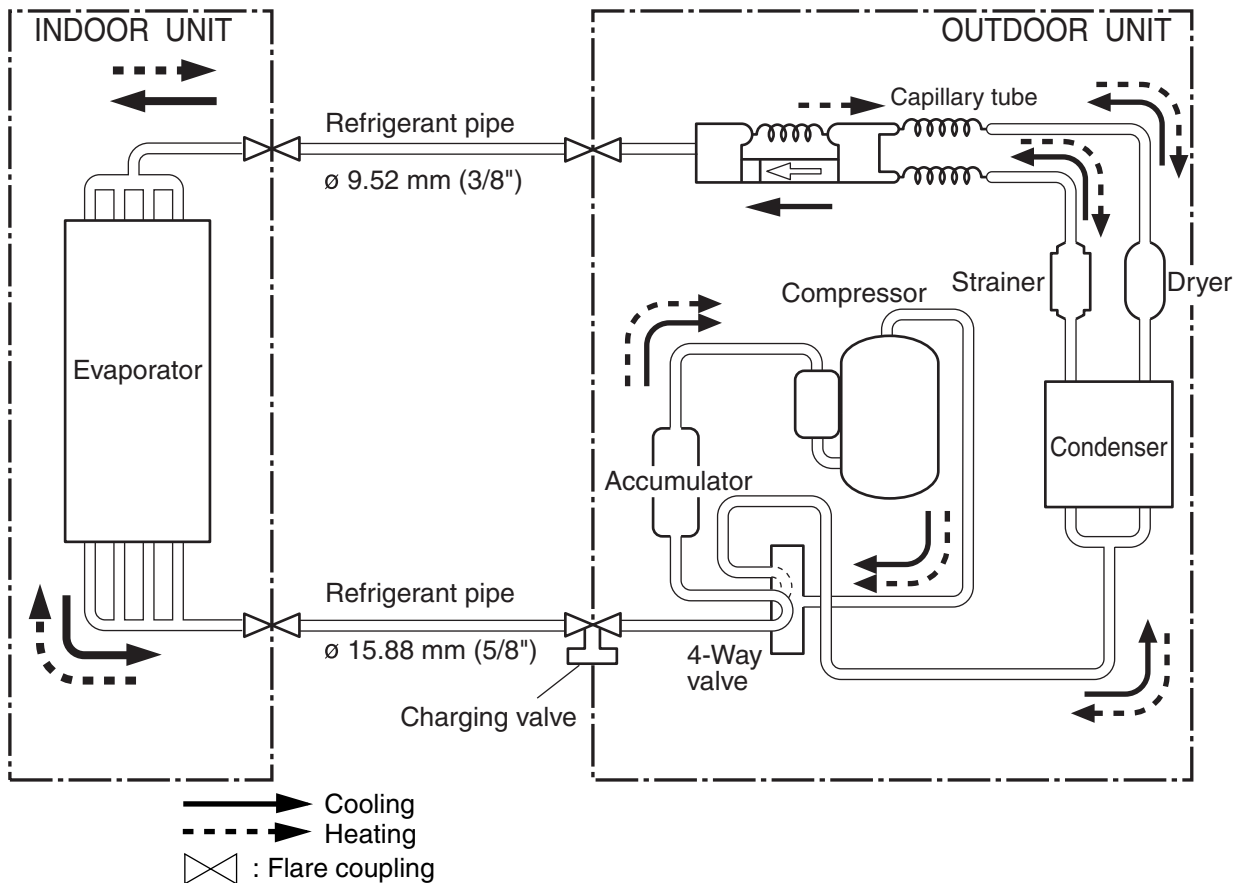


REFRIGERANT SYSTEM DIAGRAM

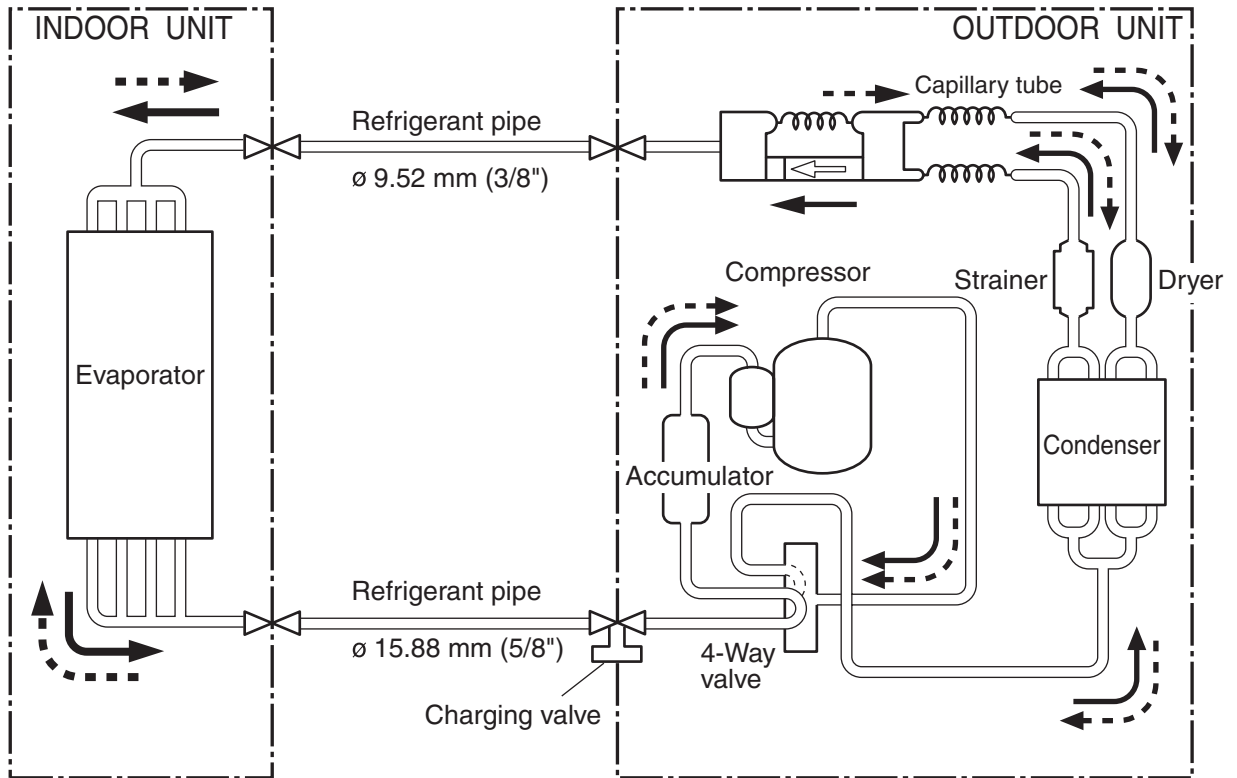
Models : RSW-18CB / ROW-18CB
RSW-24CB / ROW-24CB



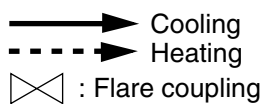
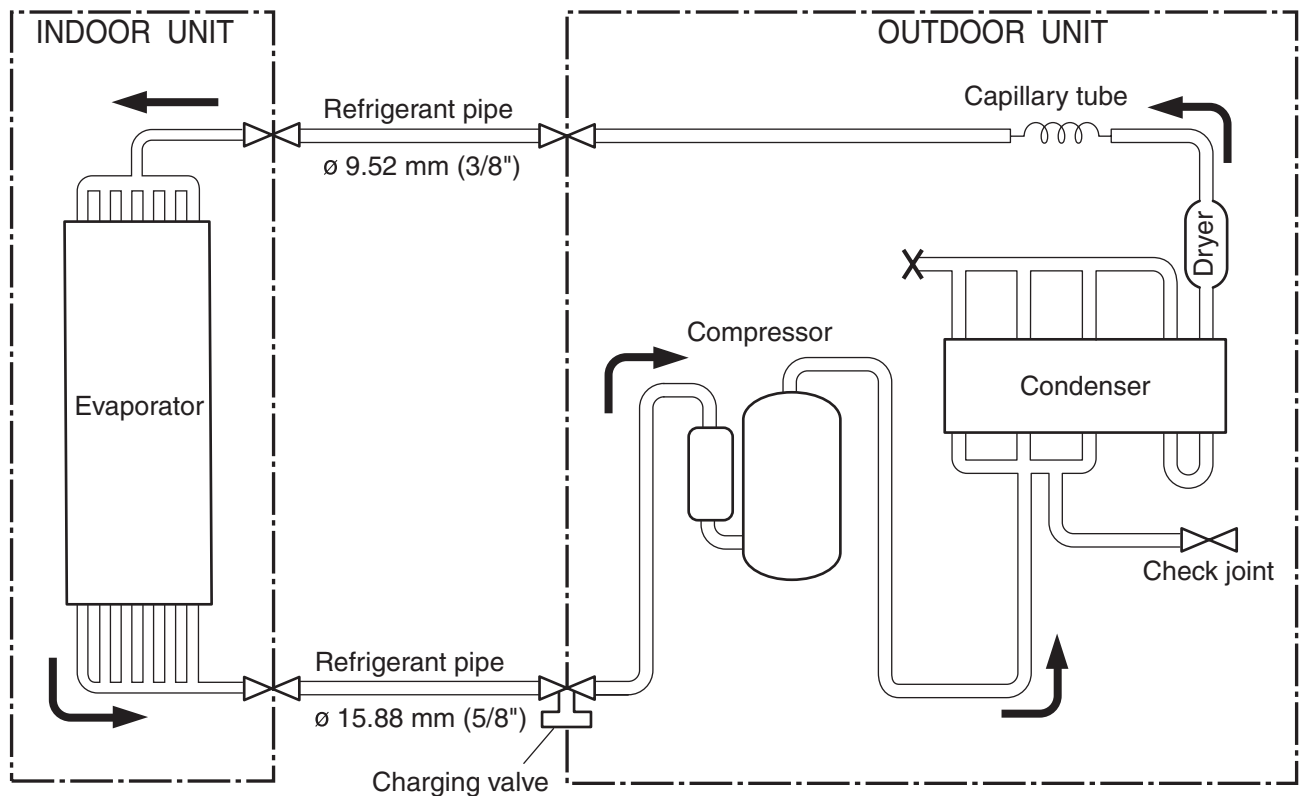
Models : RSW-18HB / ROW-18HB



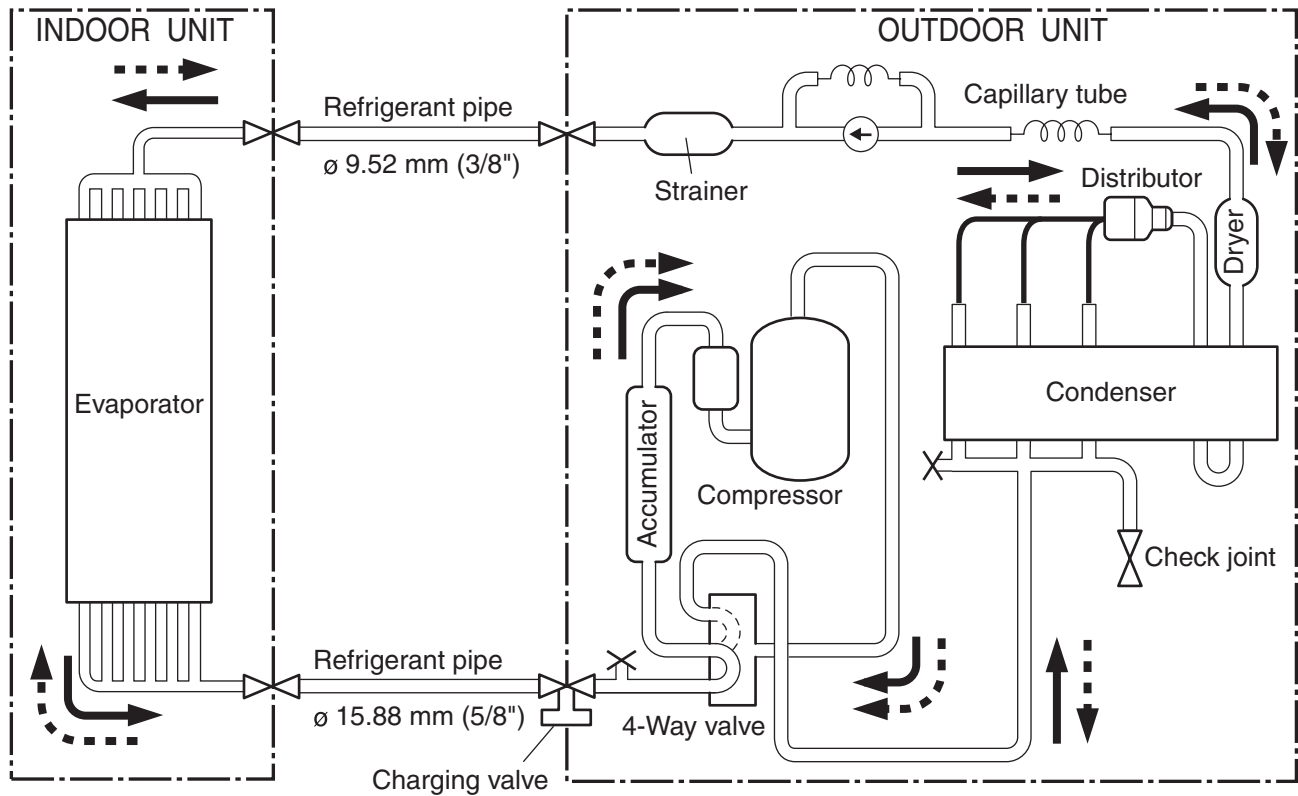
Models : RSW-24HB / ROW-24HB



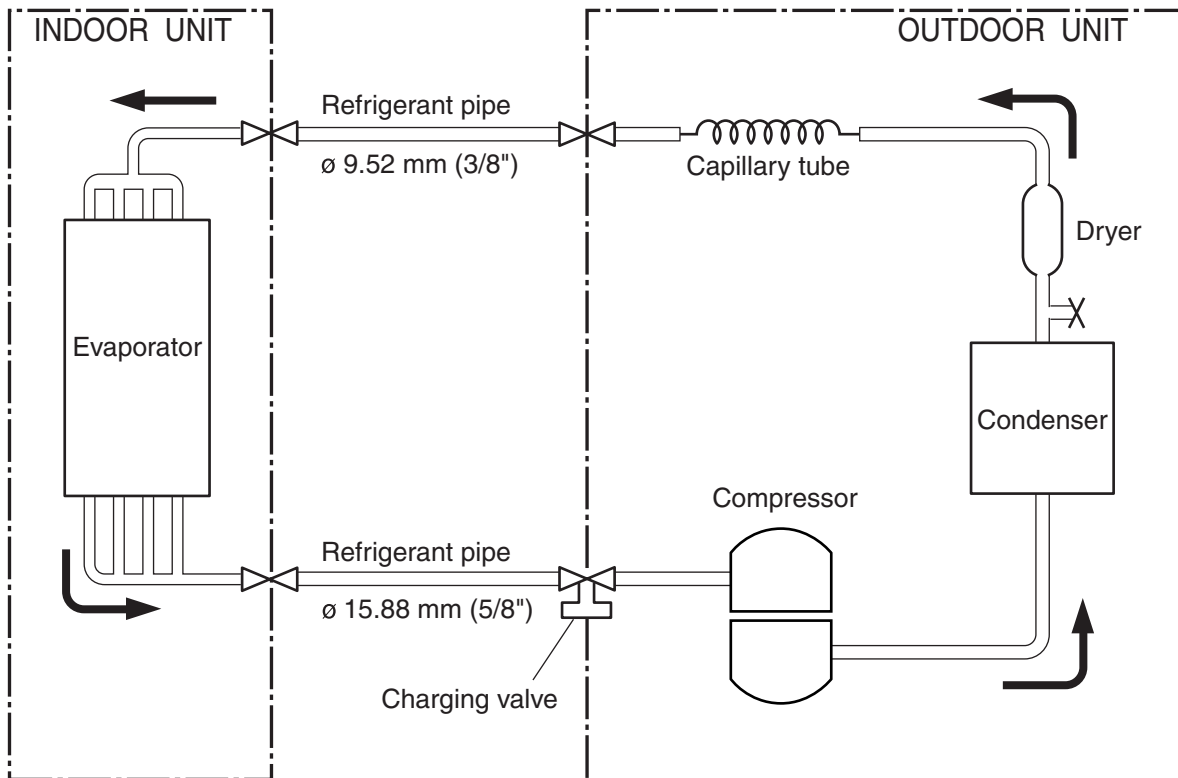
Models : RSW-30CB / ROW-30CB



Models : RSW-30HB / ROW-30HB

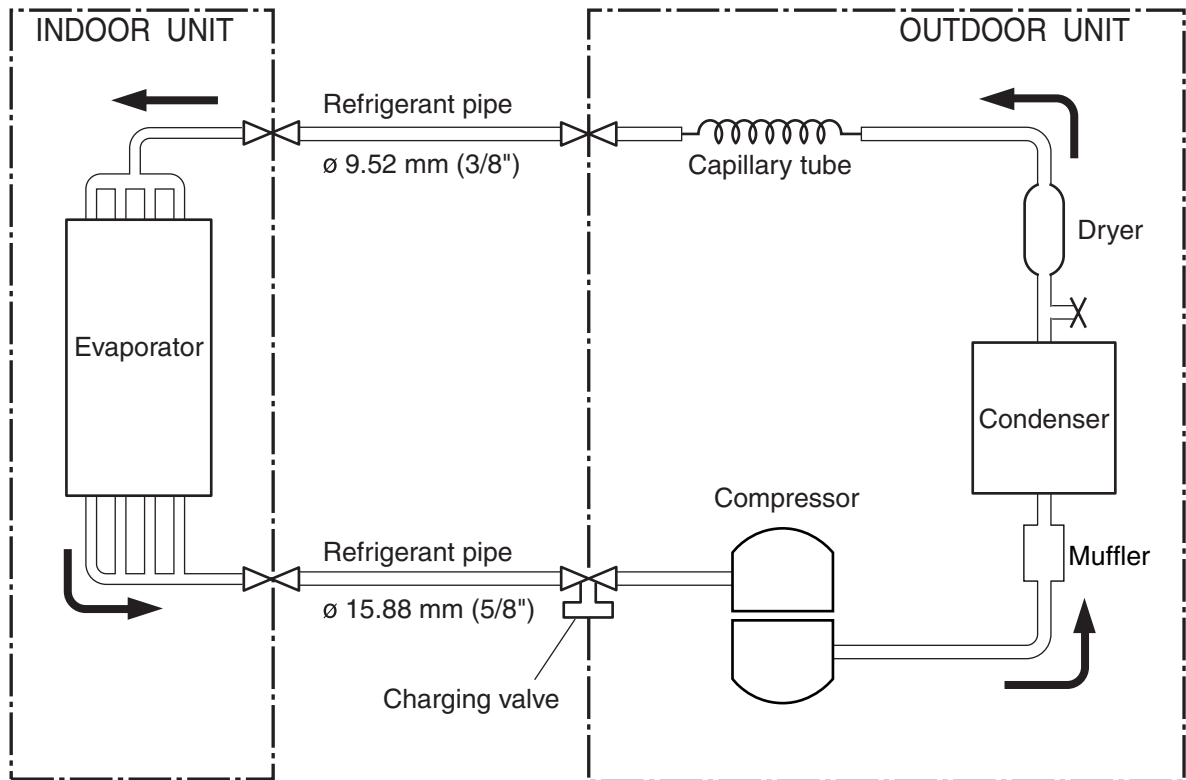


Models : RSW-18CC / ROW-18CC

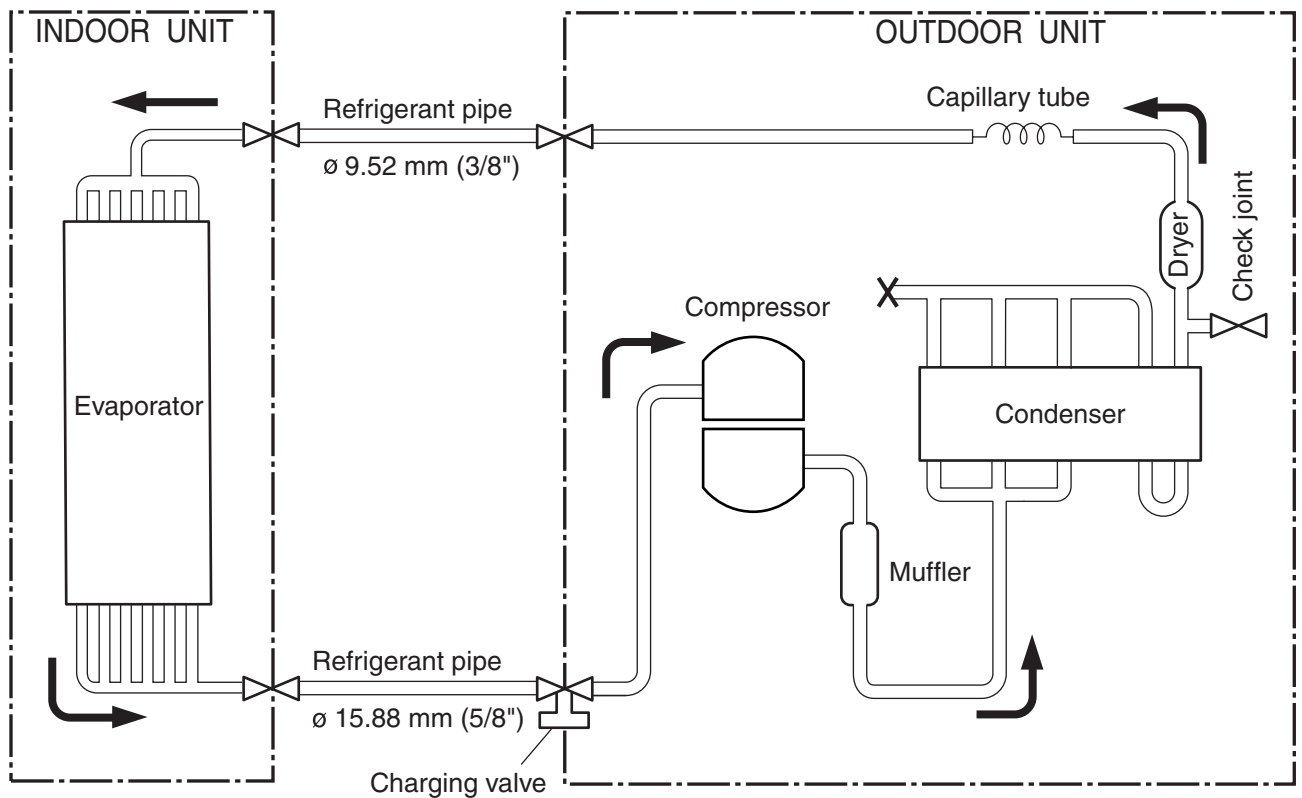


Cooling
 Heating
 : Flare coupling

Models : RSW-24CC / ROW-24CC

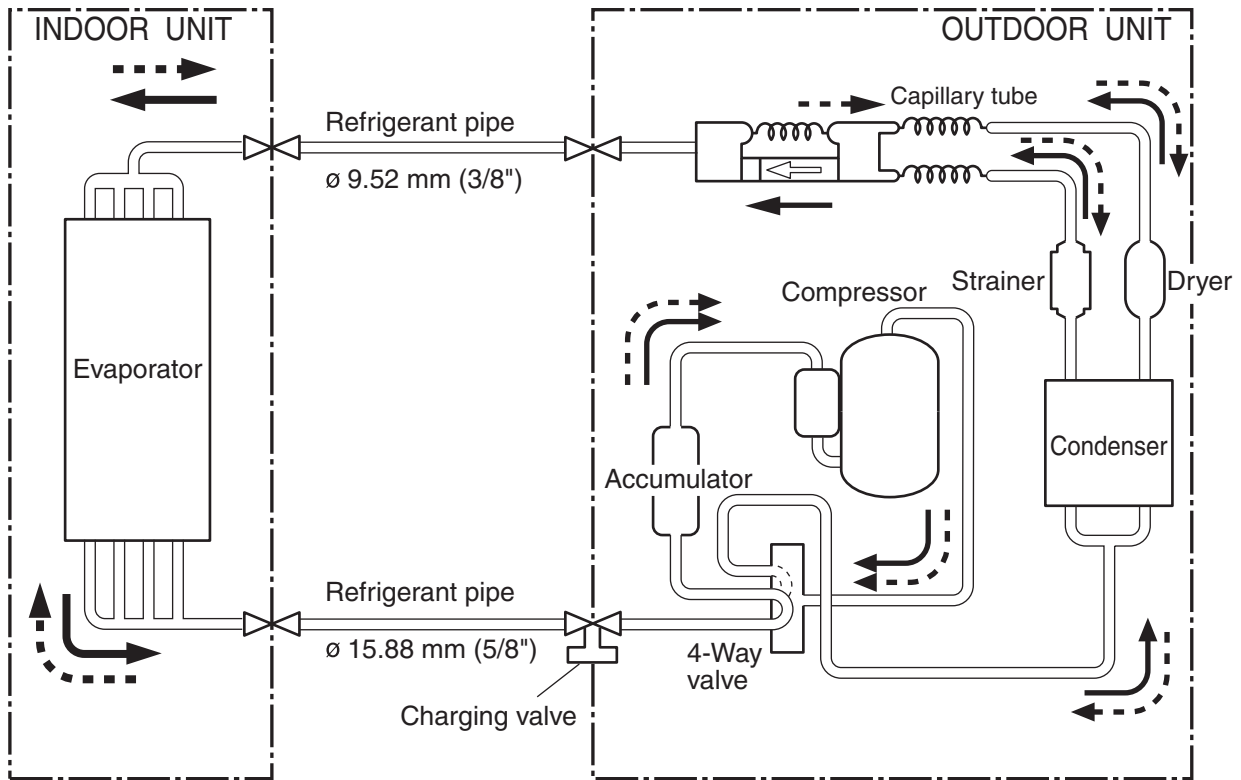


Models : RSW-30CC / ROW-30CC

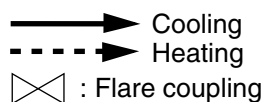
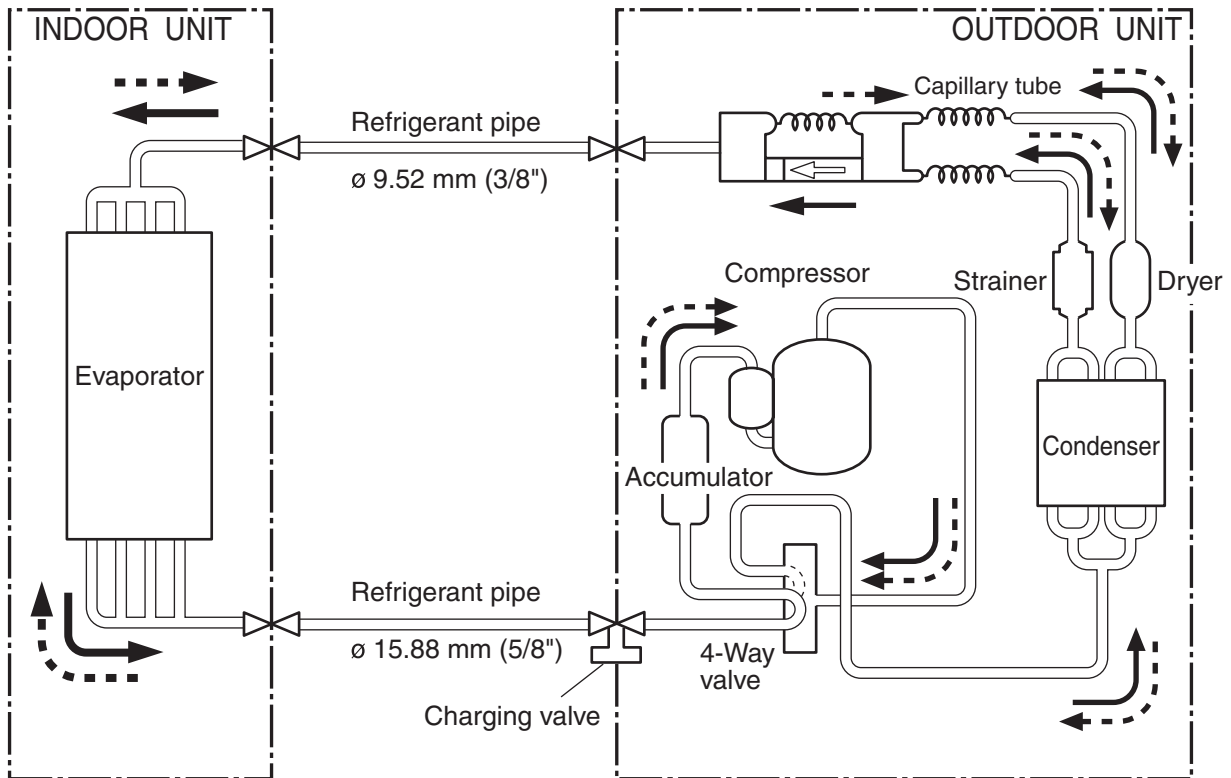


- Cooling
- - - - - Heating
- ⊗ : Flare coupling

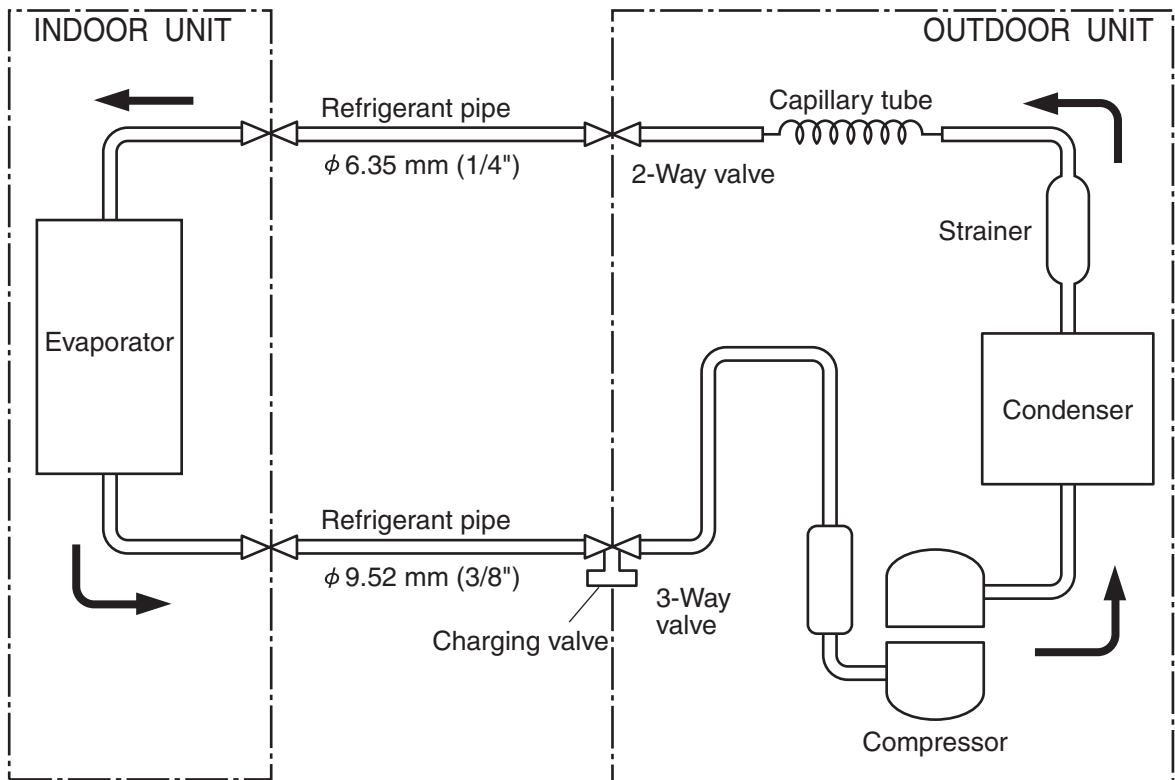
Models : RSW-18HL / ROW-18HL



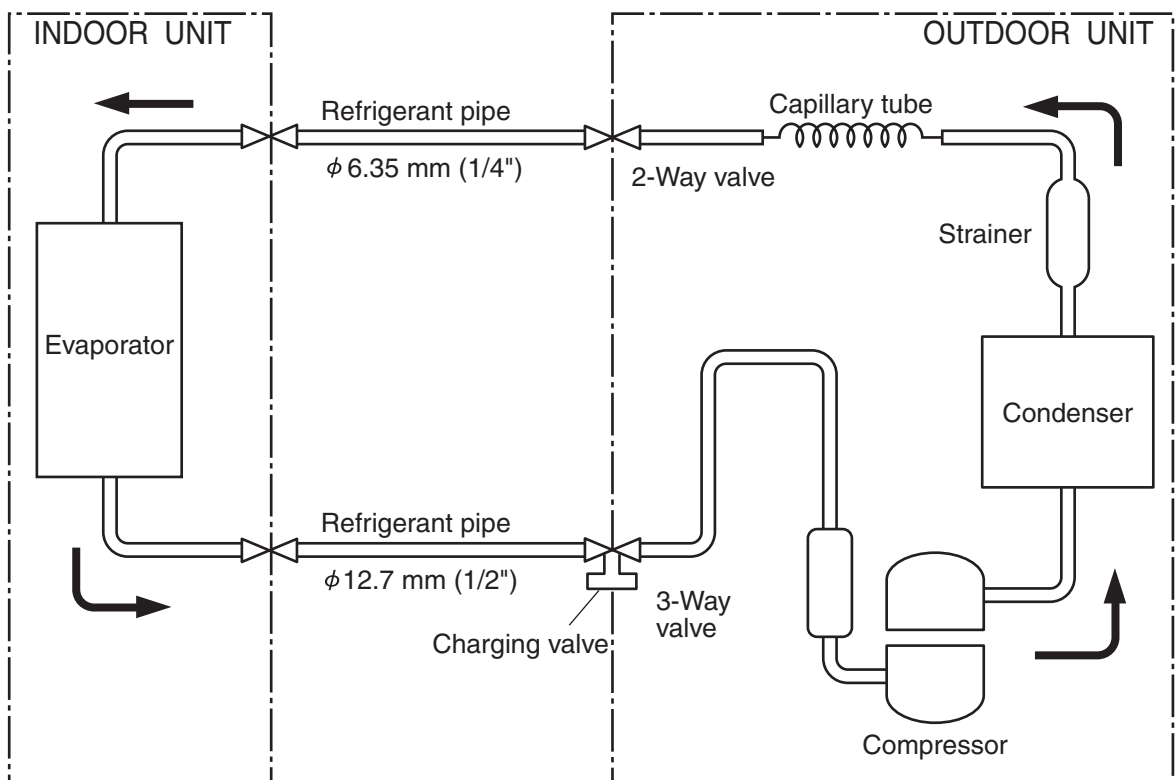
Models : RSW-24HL / ROW-24HL



Models : RSW-9CB / ROW-9CB



Models : RSW-12CB / ROW-12CB



→ Cooling

E R R O R C O N T E N T S

● Error

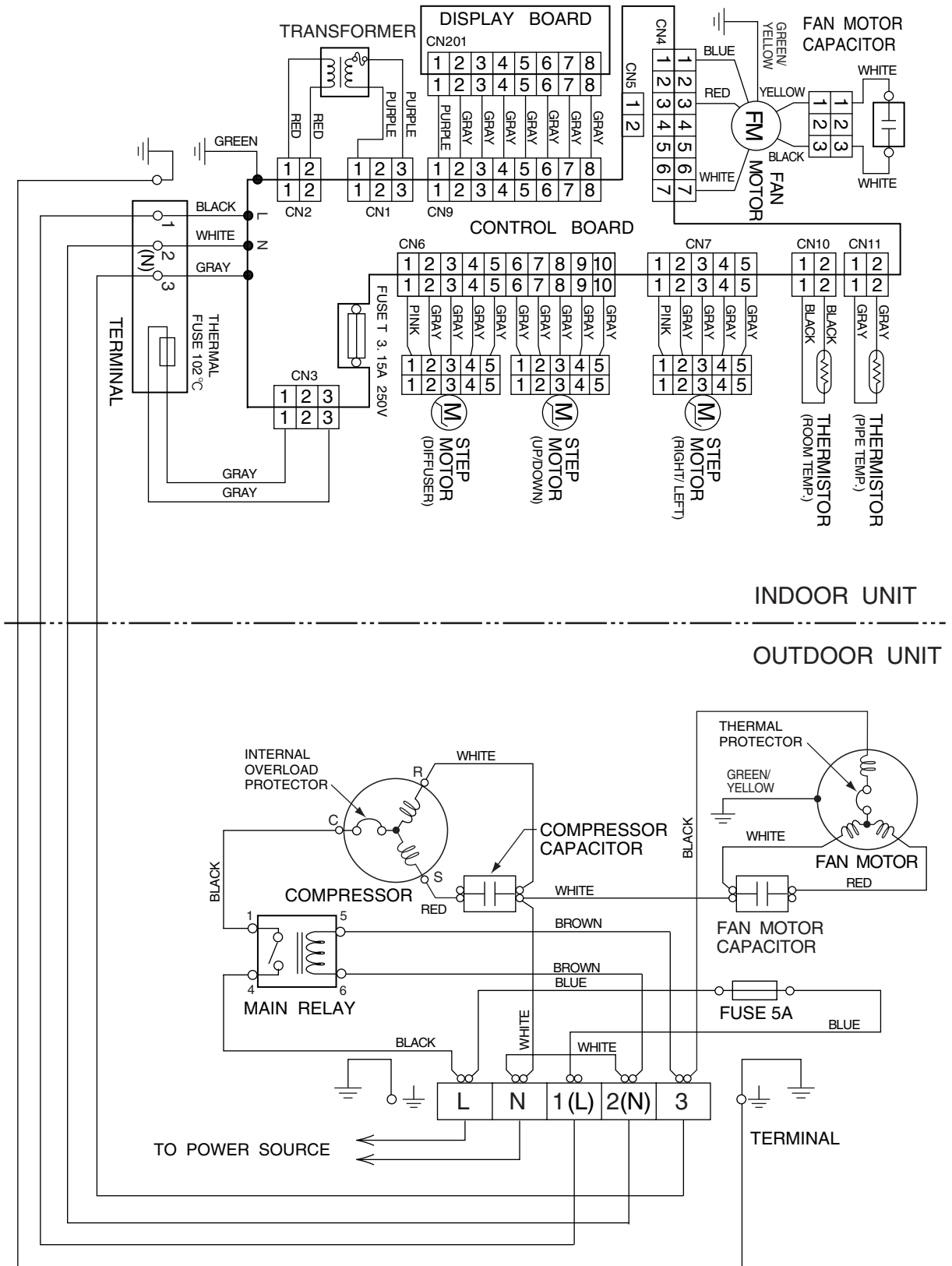
The OPERATION, TIMER and SWING lamps operate as follows according to the error contents.

○ : Fast flashing ● : Slow flashing – : Off

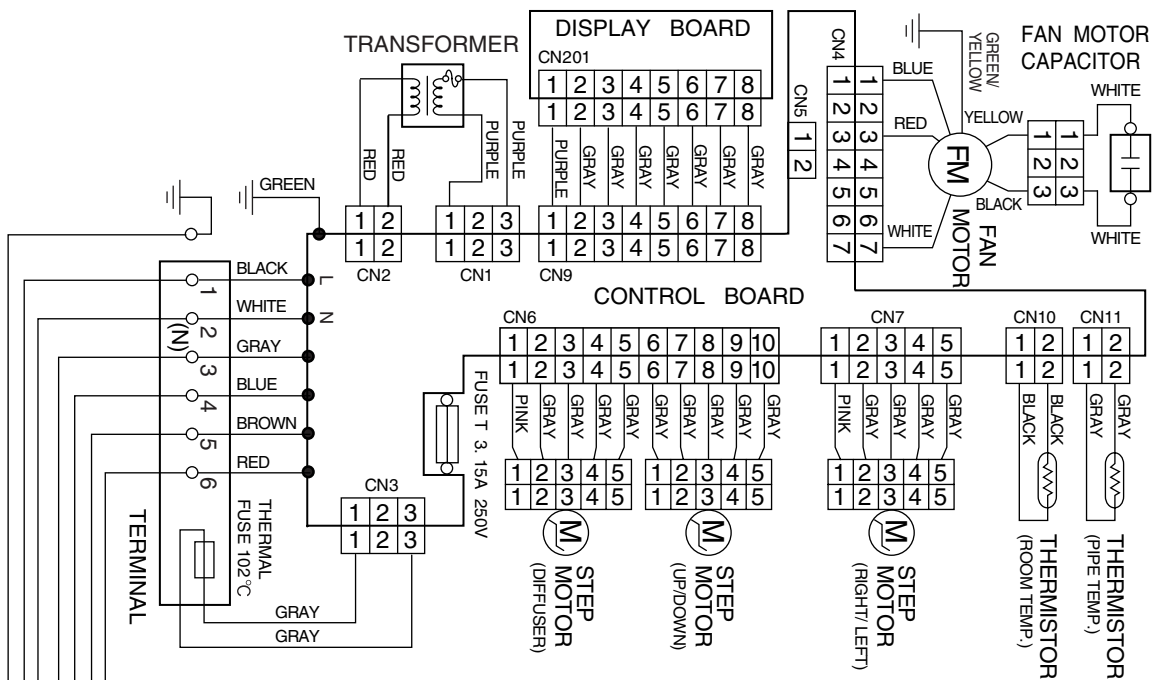
Error contents	Error display		
	OPERATION (RED)	TIMER (GREEN)	SWING (ORANGE)
Indoor unit circuit board error	○	○	–
Indoor unit room temperature sensor wire opened	2 times ●	○	–
Indoor unit room temperature sensor wire short circuited	2 times ●	○	○
Indoor unit piping sensor wire opened	3 times ●	○	–
Indoor unit piping sensor wire short circuited	3 times ●	○	○
Indoor unit fan error	6 times ●	○	–

CIRCUIT DIAGRAM

Models : RSW-18CB / ROW-18CB
RSW-24CB / ROW-24CB

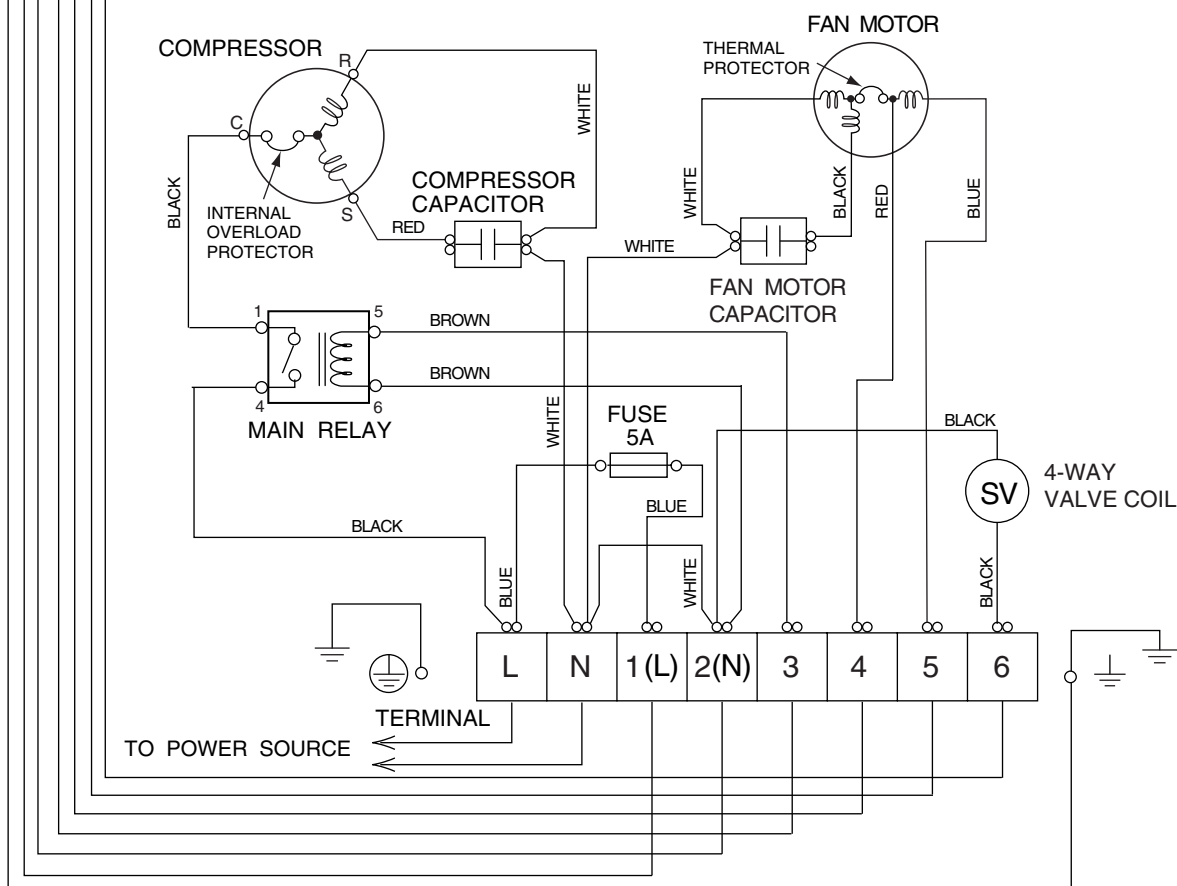


Models : RSW-18HB / ROW-18HB
RSW-24HB / ROW-24HB

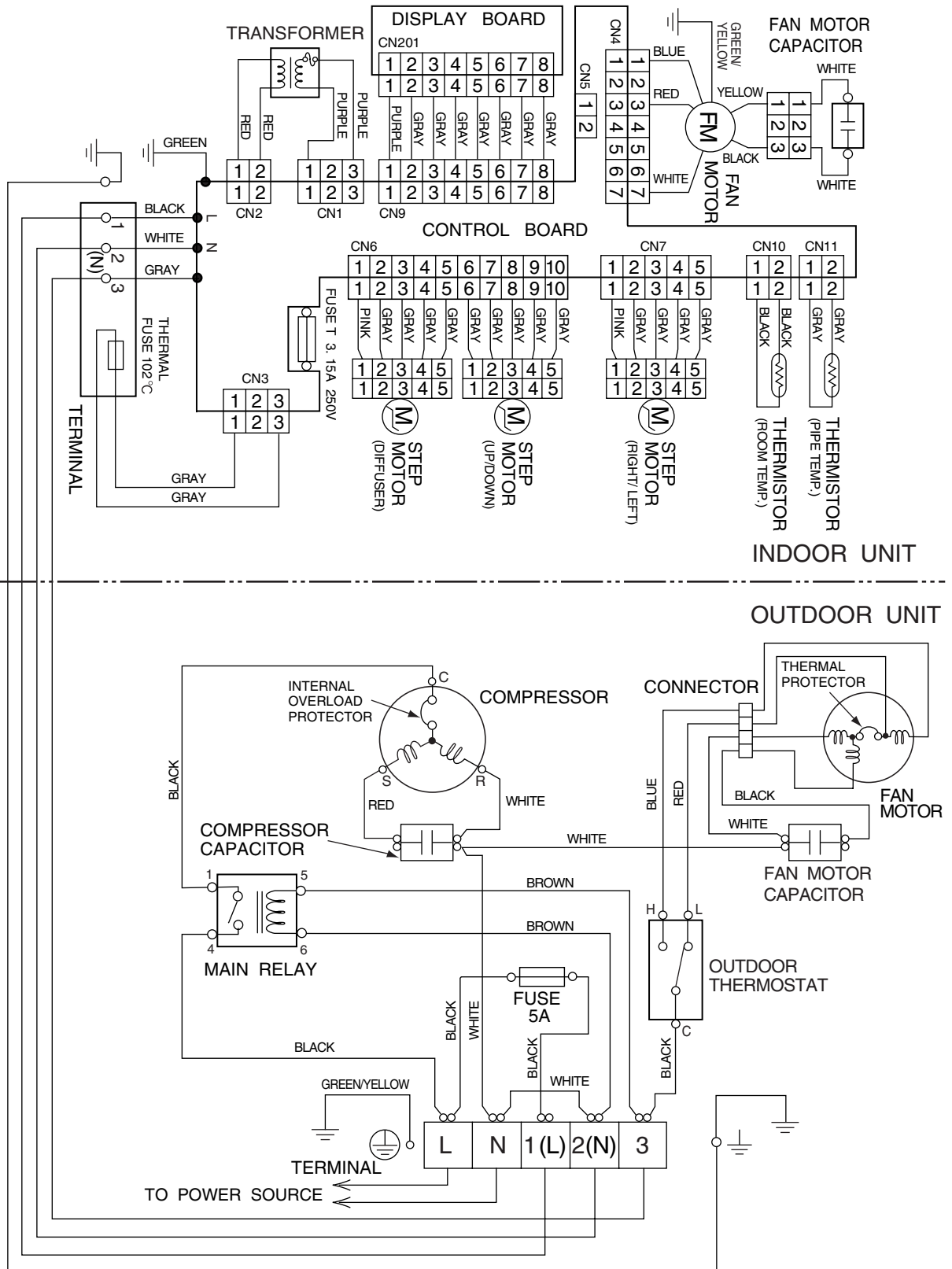


INDOOR UNIT

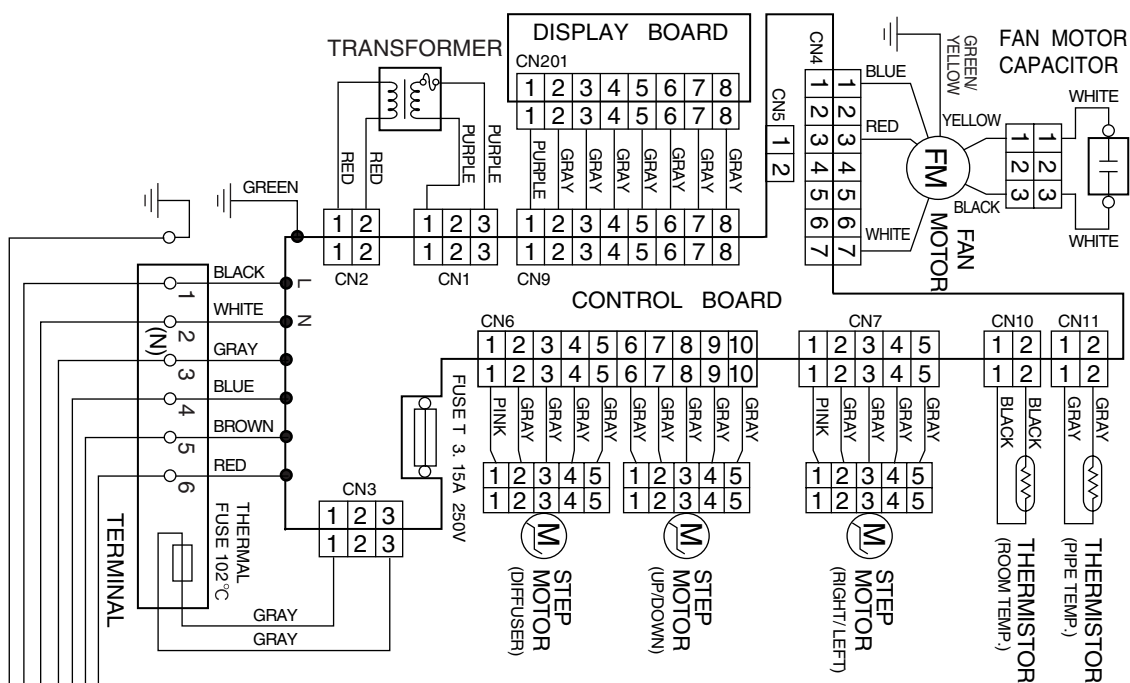
OUTDOOR UNIT



Models : RSW-30CB / ROW-30CB

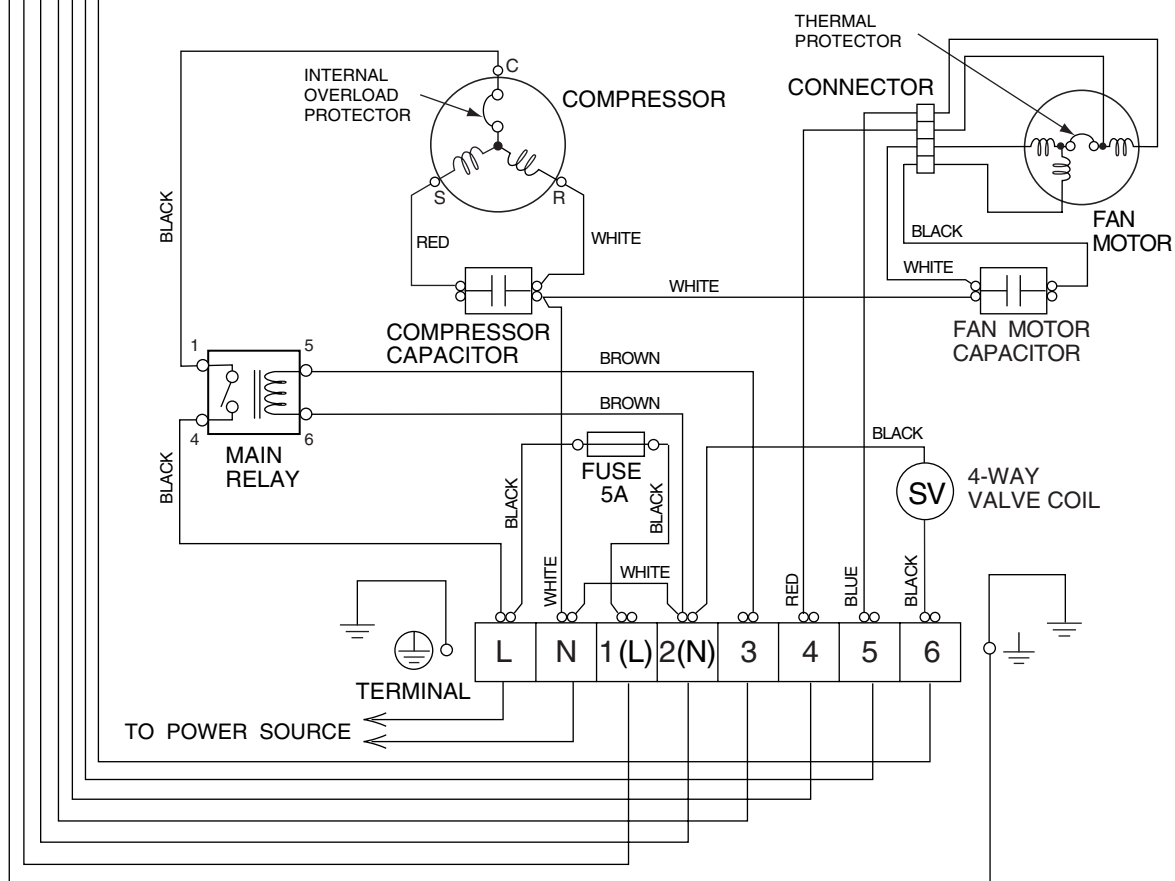


Models : RSW-30HB / ROW-30HB

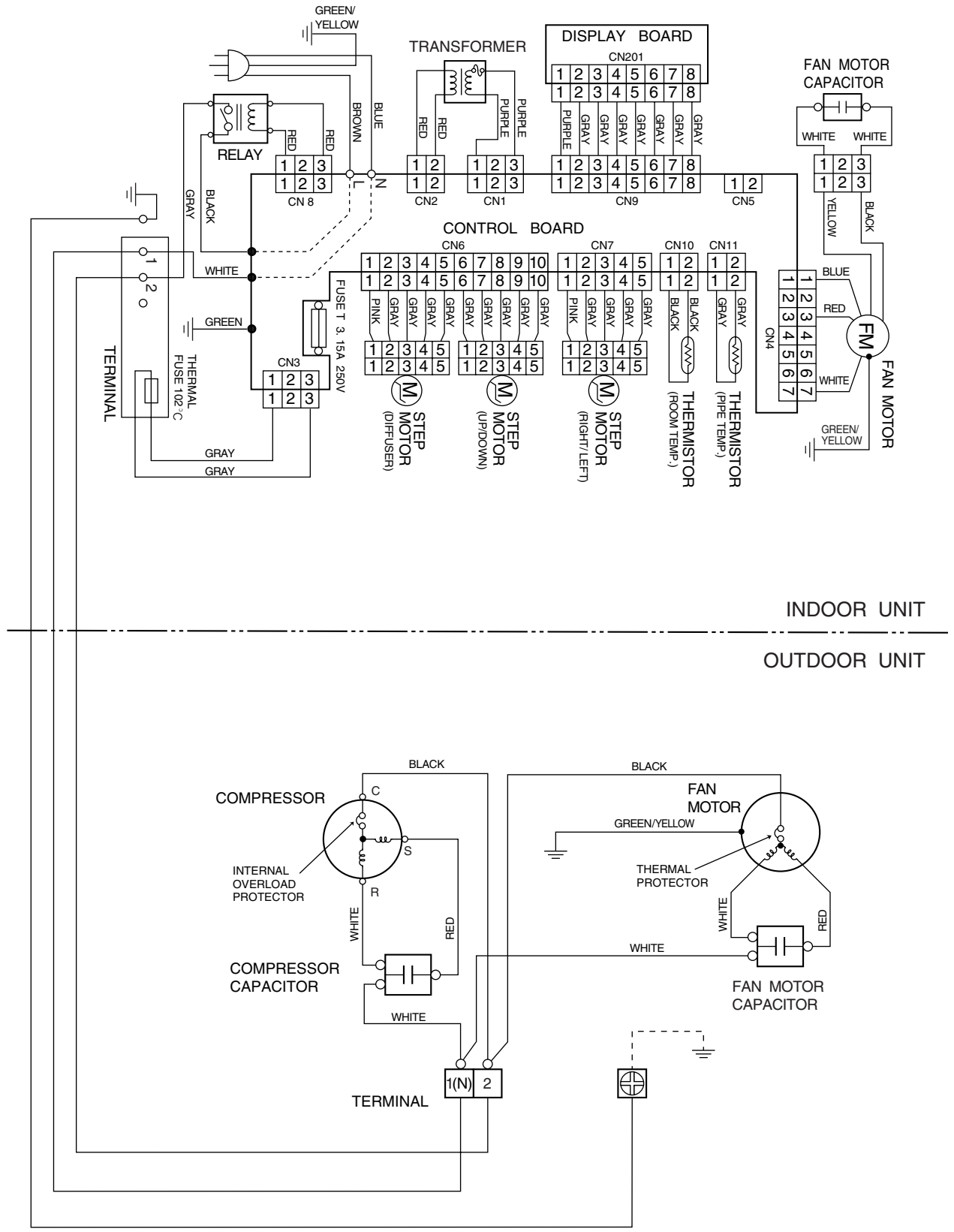


INDOOR UNIT

OUTDOOR UNIT



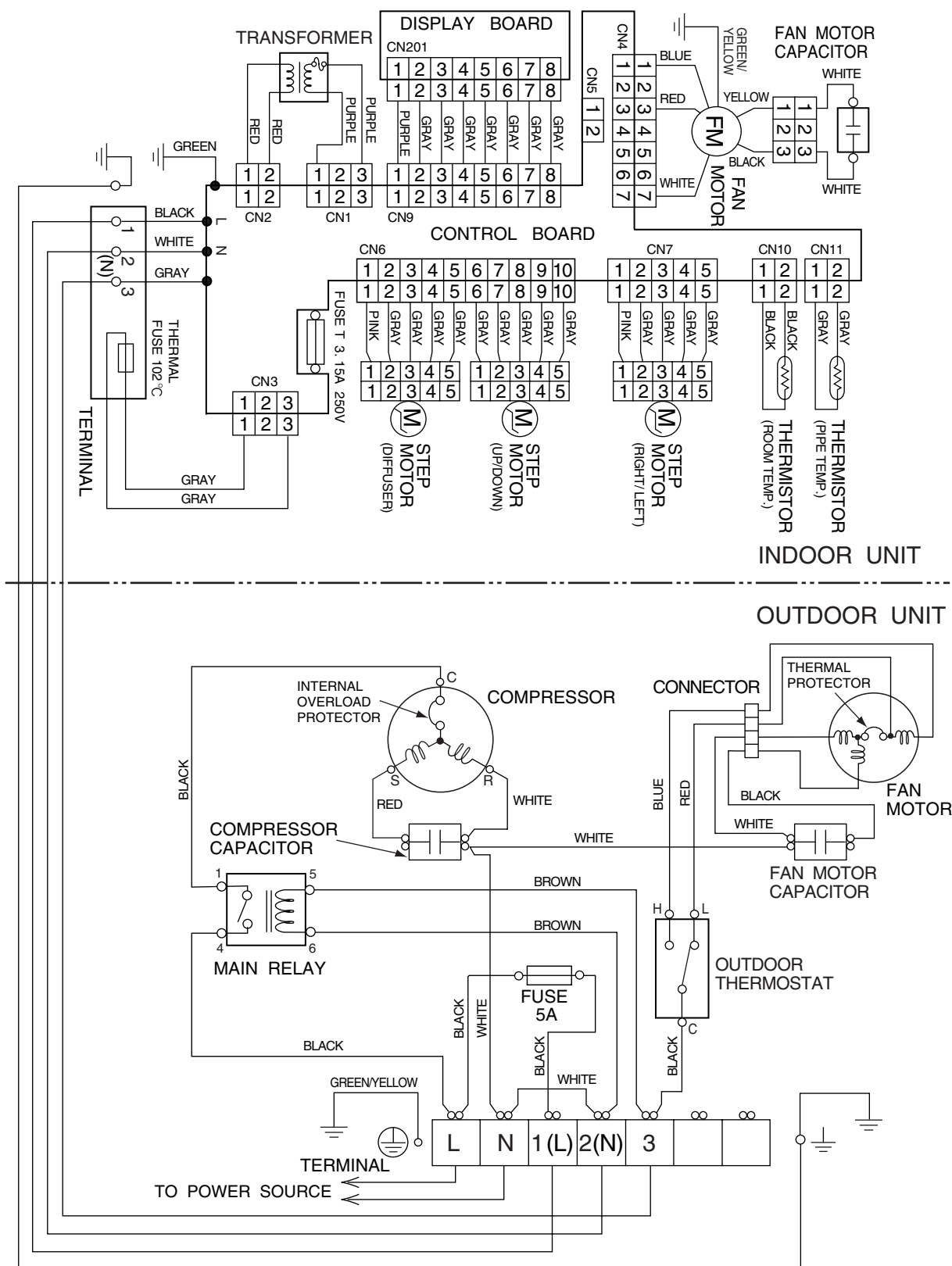
**Models : RSW-18CC / ROW-18CC
RSW-24CC / ROW-24CC**



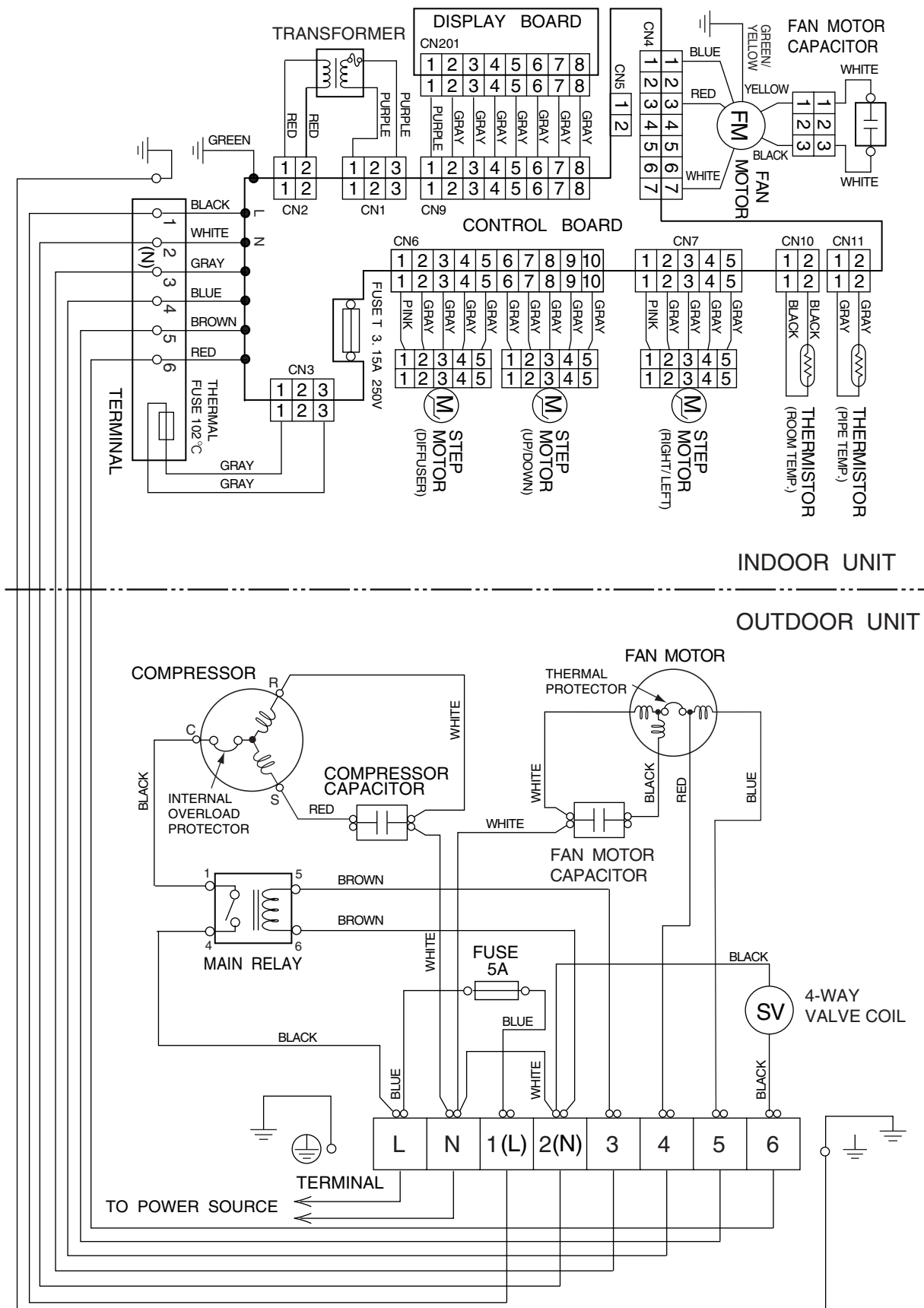
INDOOR UNIT

OUTDOOR UNIT

Models : RSW-30CC / ROW-30CC



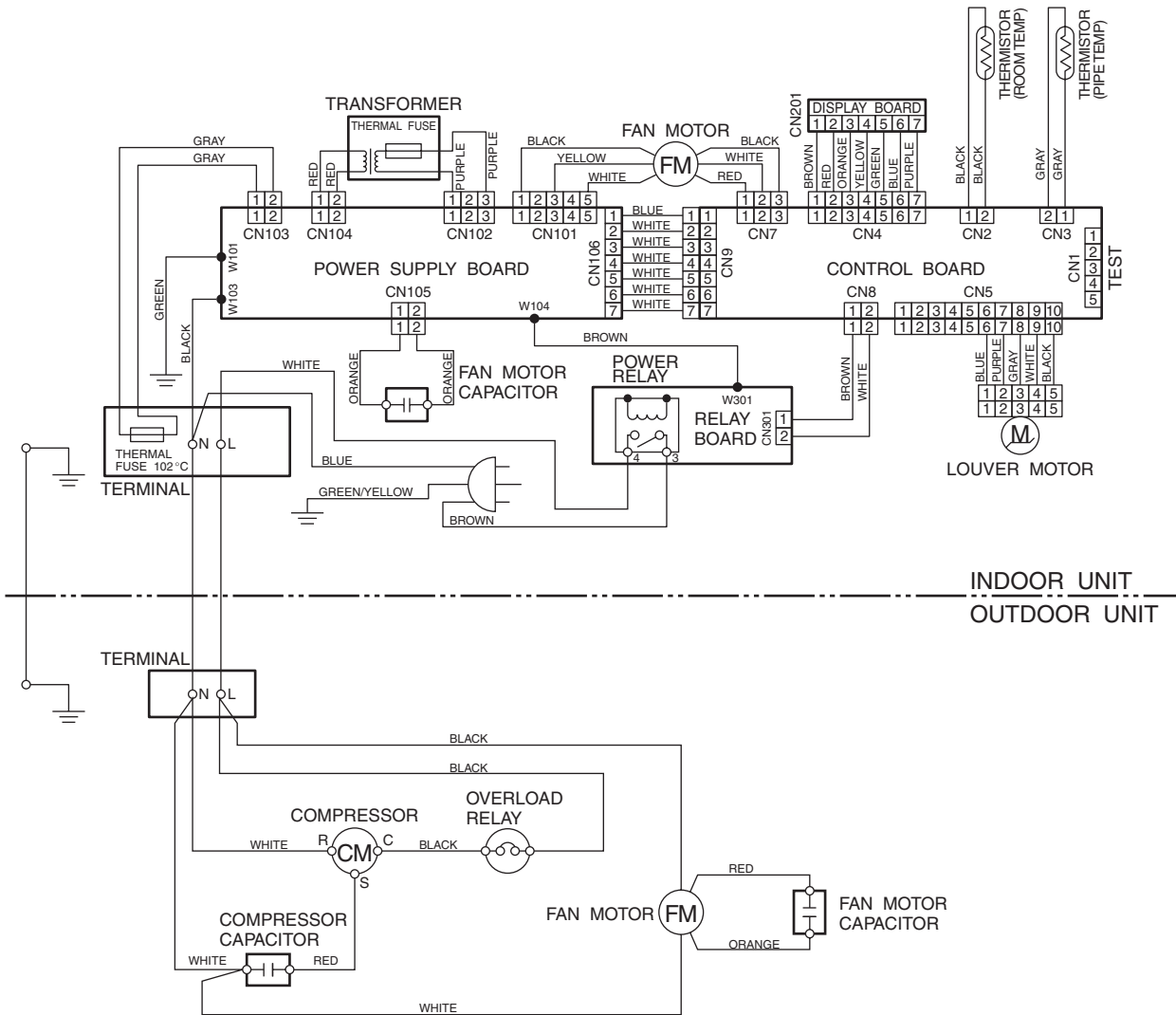
Models : RSW-18HL / ROW-18HL
RSW-24HL / ROW-24HL



INDOOR UNIT

OUTDOOR UNIT

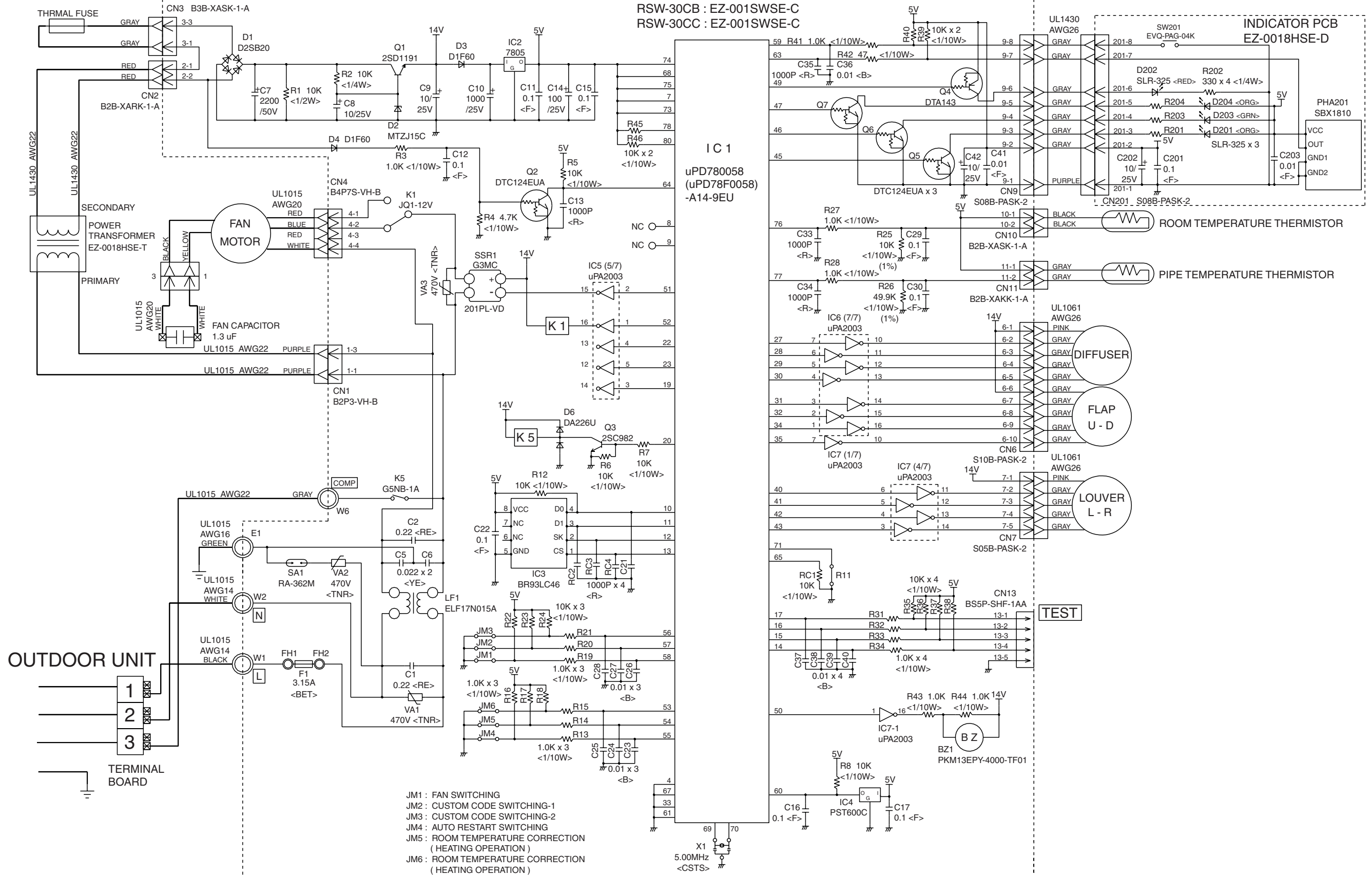
**Models : RSW-9CB / ROW-9CB
RSW-12CB / ROW-12CB**



INDOOR PRINTED CIRCUIT BOARD CIRCUIT DIAGRAM

Models : RSW-18CB
RSW-24CB
RSW-30CB
RSW-30CC

CONTROLLER PCB ASSEMBLY (MAIN PCB)
RSW-18CB : EZ-001TWSE-C
RSW-24CB : EZ-001CWSE-C
RSW-30CB : EZ-001SWSE-C
RSW-30CC : EZ-001SWSE-C

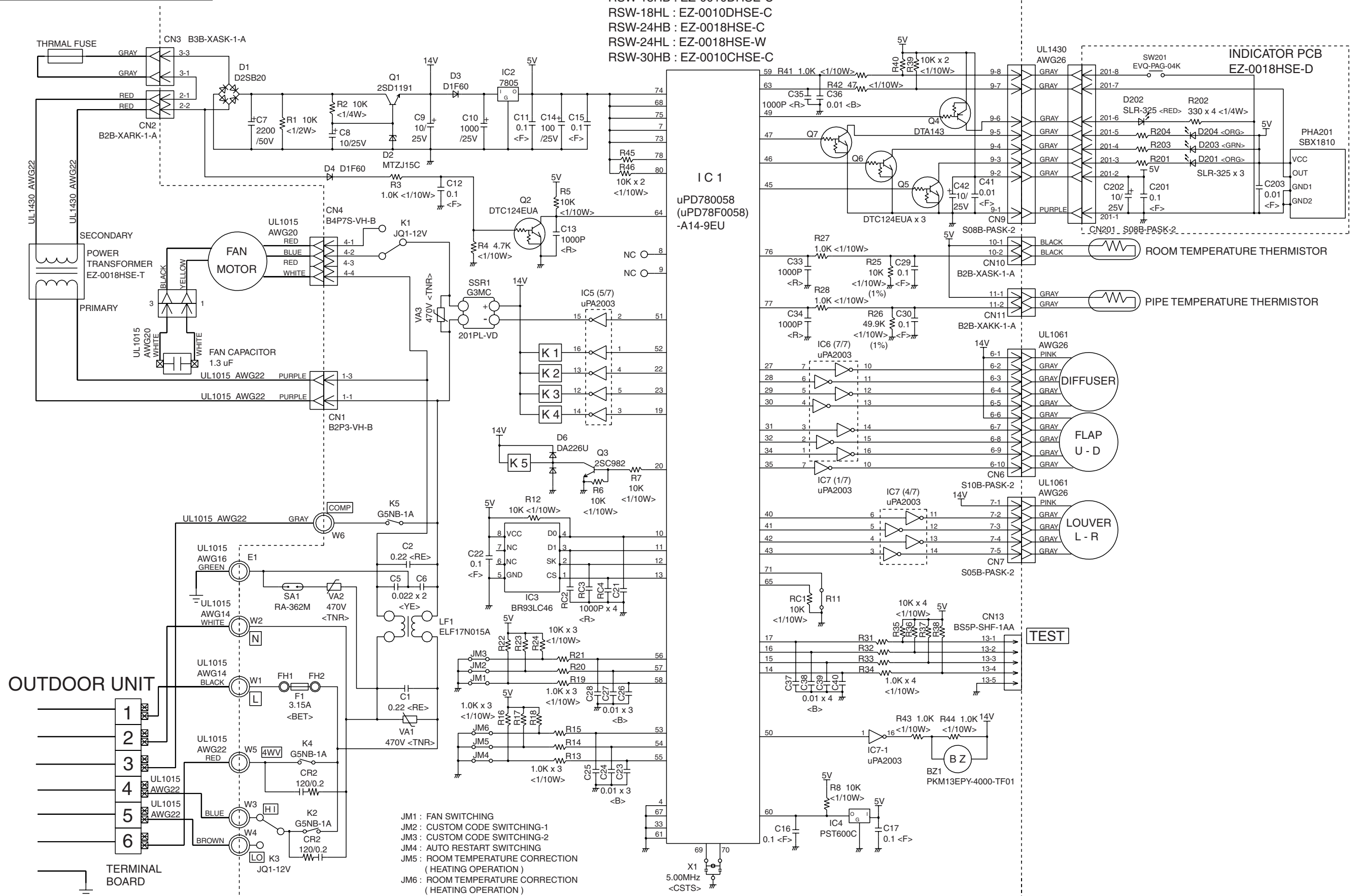


- JM1 : FAN SWITCHING
- JM2 : CUSTOM CODE SWITCHING-1
- JM3 : CUSTOM CODE SWITCHING-2
- JM4 : AUTO RESTART SWITCHING
- JM5 : ROOM TEMPERATURE CORRECTION (HEATING OPERATION)
- JM6 : ROOM TEMPERATURE CORRECTION (HEATING OPERATION)

Models : RSW-18HB, RSW-18HL
 RSW-24HB, RSW-24HL
 RSW-30HB

CONTROLLER PCB ASSEMBLY (MAIN PCB)

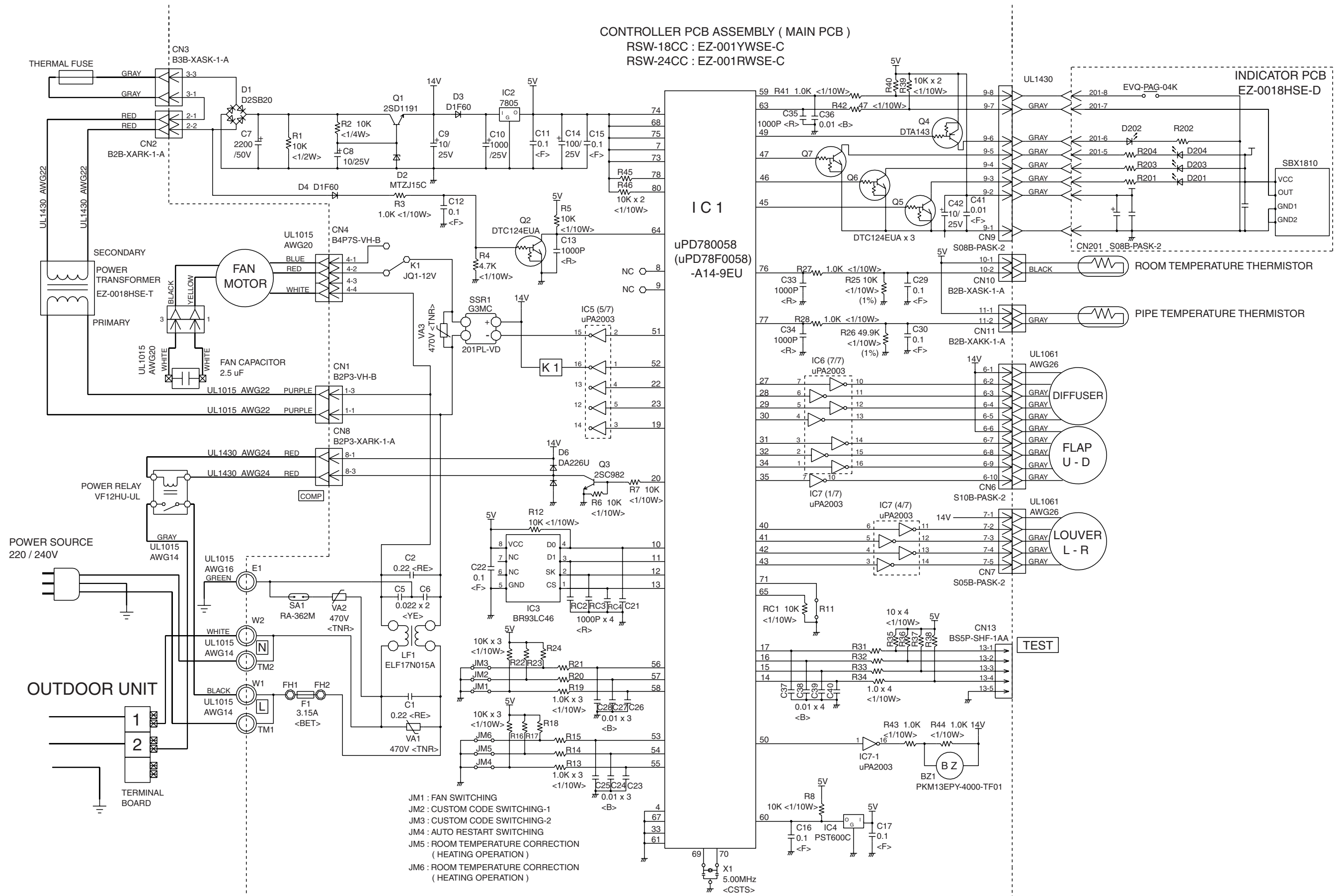
RSW-18HB : EZ-0010DHSE-C
 RSW-18HL : EZ-0010DHSE-C
 RSW-24HB : EZ-0018HSE-C
 RSW-24HL : EZ-0018HSE-W
 RSW-30HB : EZ-0010CHSE-C



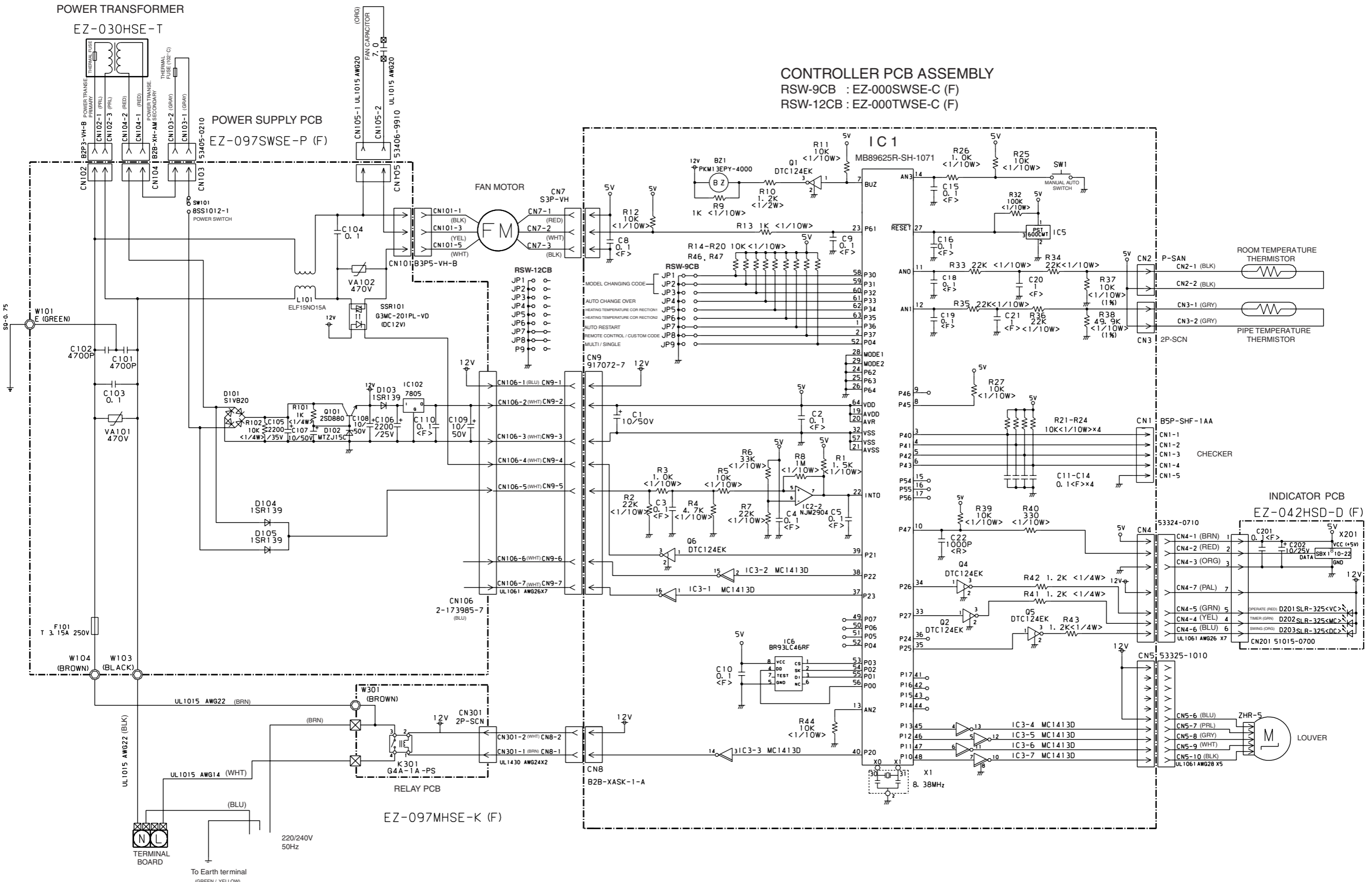
- JM1 : FAN SWITCHING
- JM2 : CUSTOM CODE SWITCHING-1
- JM3 : CUSTOM CODE SWITCHING-2
- JM4 : AUTO RESTART SWITCHING
- JM5 : ROOM TEMPERATURE CORRECTION (HEATING OPERATION)
- JM6 : ROOM TEMPERATURE CORRECTION (HEATING OPERATION)

Models : RSW-18CC
RSW-24CC

CONTROLLER PCB ASSEMBLY (MAIN PCB)
RSW-18CC : EZ-001YWSE-C
RSW-24CC : EZ-001RWSE-C



**Models : RSW-9CB
RSW-12CB**

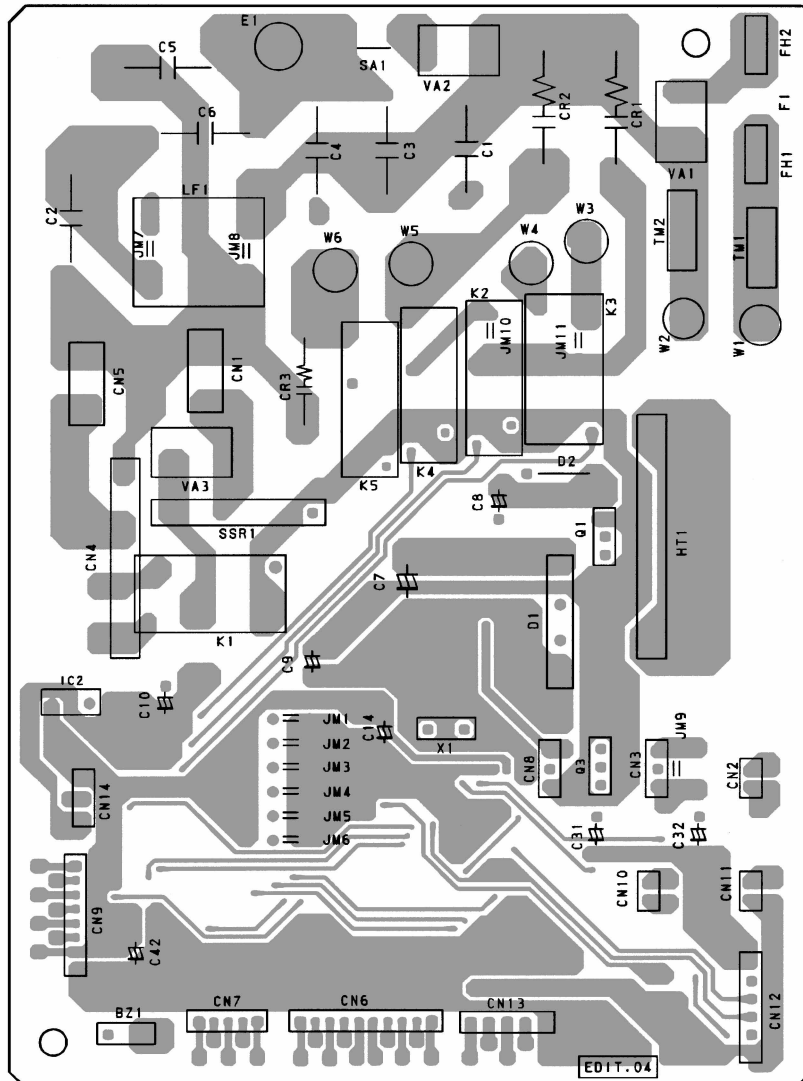


P.C. BOARD LAYOUTS

Models : RSW-18CB, RSW-18HB RSW-18CC RSW-18HL
RSW-24CB, RSW-24HB RSW-24CC RSW-24HL
RSW-30CB, RSW-30HB RSW-30CC

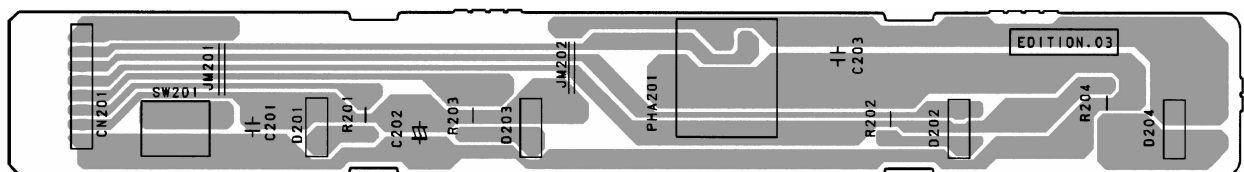
CONTROLLER PCB ASSEMBLY (MAIN PCB)

(Viewed from the solder side)



INDICATOR PCB ASSEMBLY

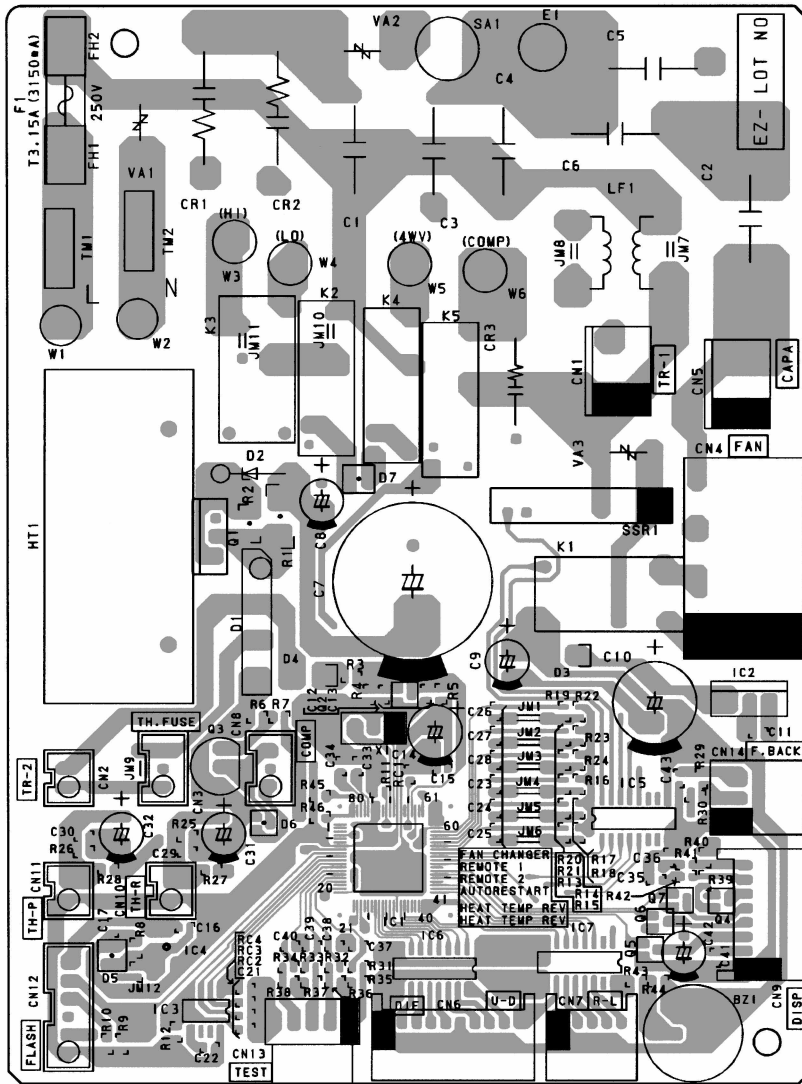
(Viewed from the solder side)



Models : RSW-18CB, RSW-18HB RSW-18CC RSW-18HL
 RSW-24CB, RSW-24HB RSW-24CC RSW-24HL
 RSW-30CB, RSW-30HB RSW-30CC

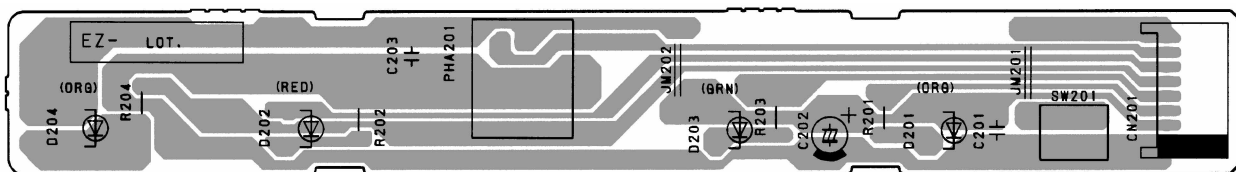
CONTROLLER PCB ASSEMBLY (MAIN PCB)

(Viewed from the component side)



INDICATOR PCB ASSEMBLY

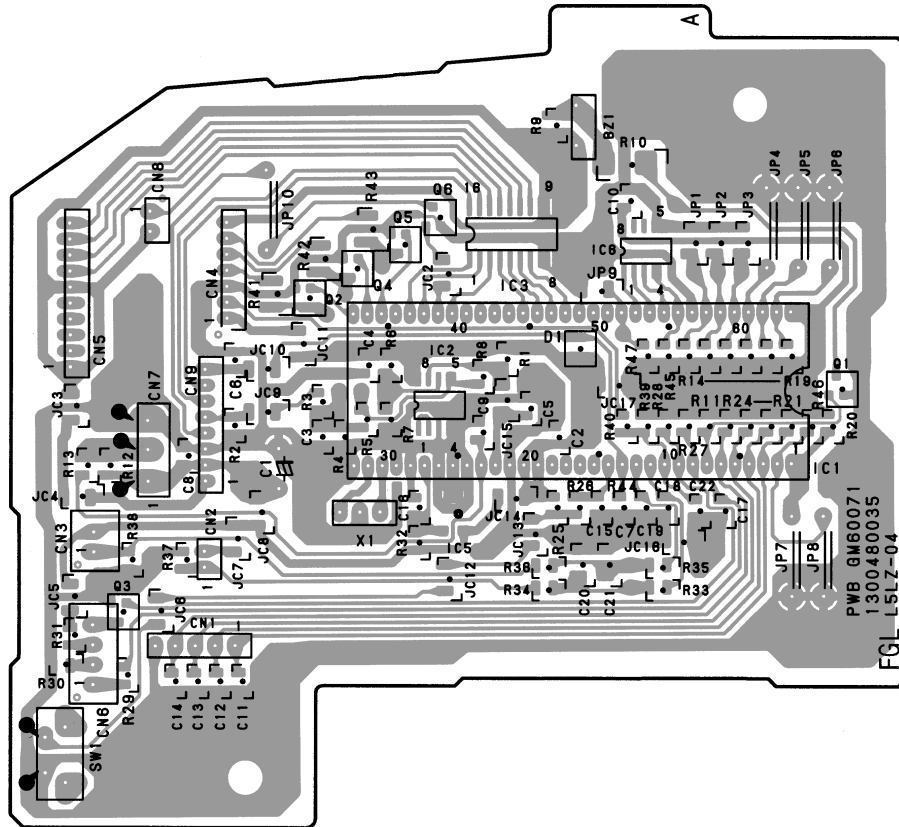
(Viewed from the component side)



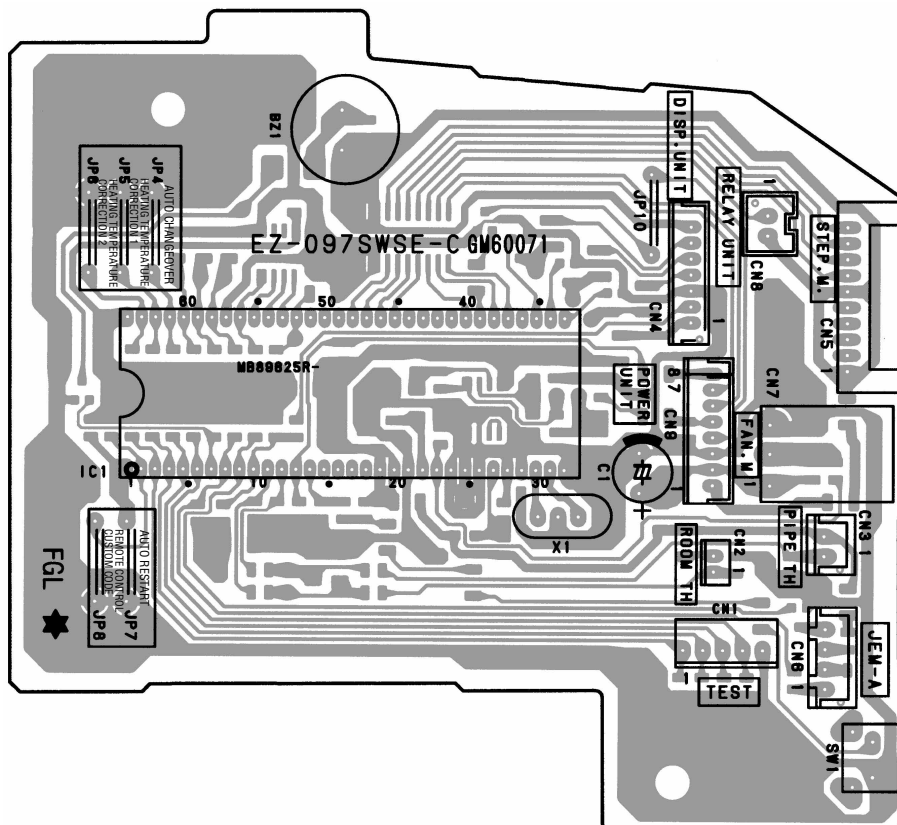
Models : RSW-9CB
RSW-12CB

CONTROLLER PCB ASSEMBLY

(Viewed from the solder side)



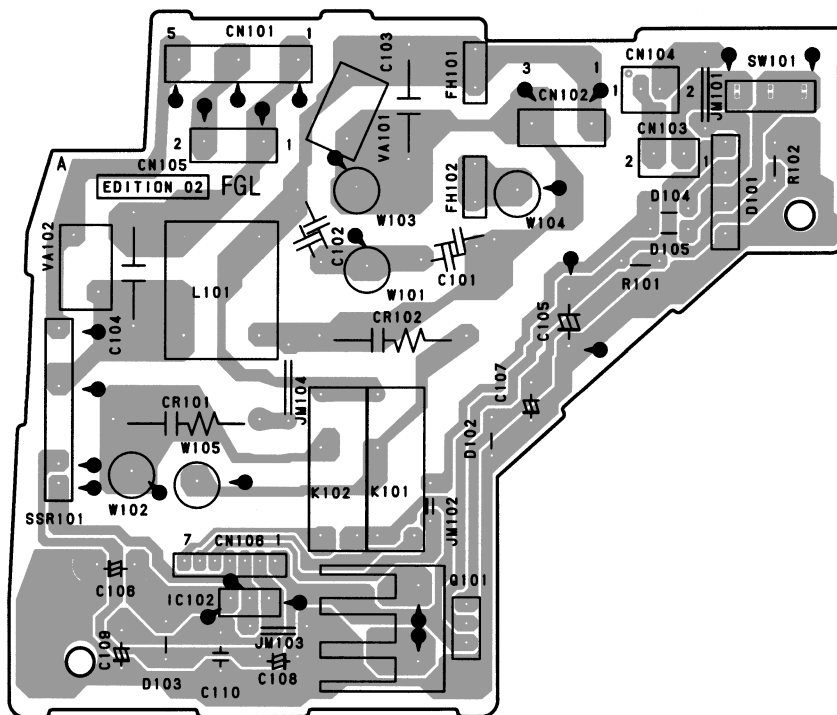
(Viewed from the component side)



Models : RSW-9CB
RSW-12CB

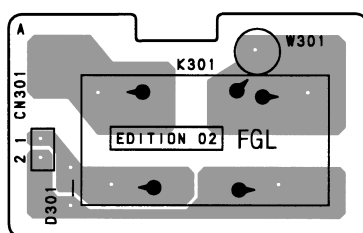
POWER SUPPLY PCB ASSEMBLY

(Viewed from the solder side)



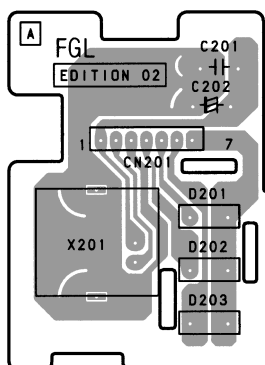
RELAY PCB ASSEMBLY

(Viewed from the solder side)



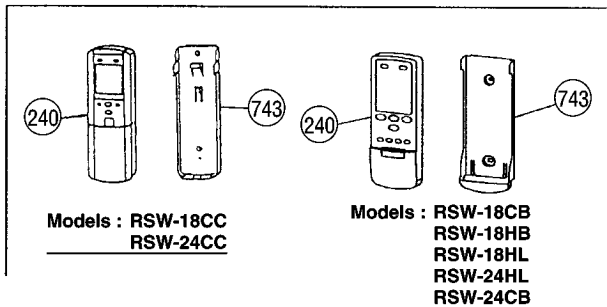
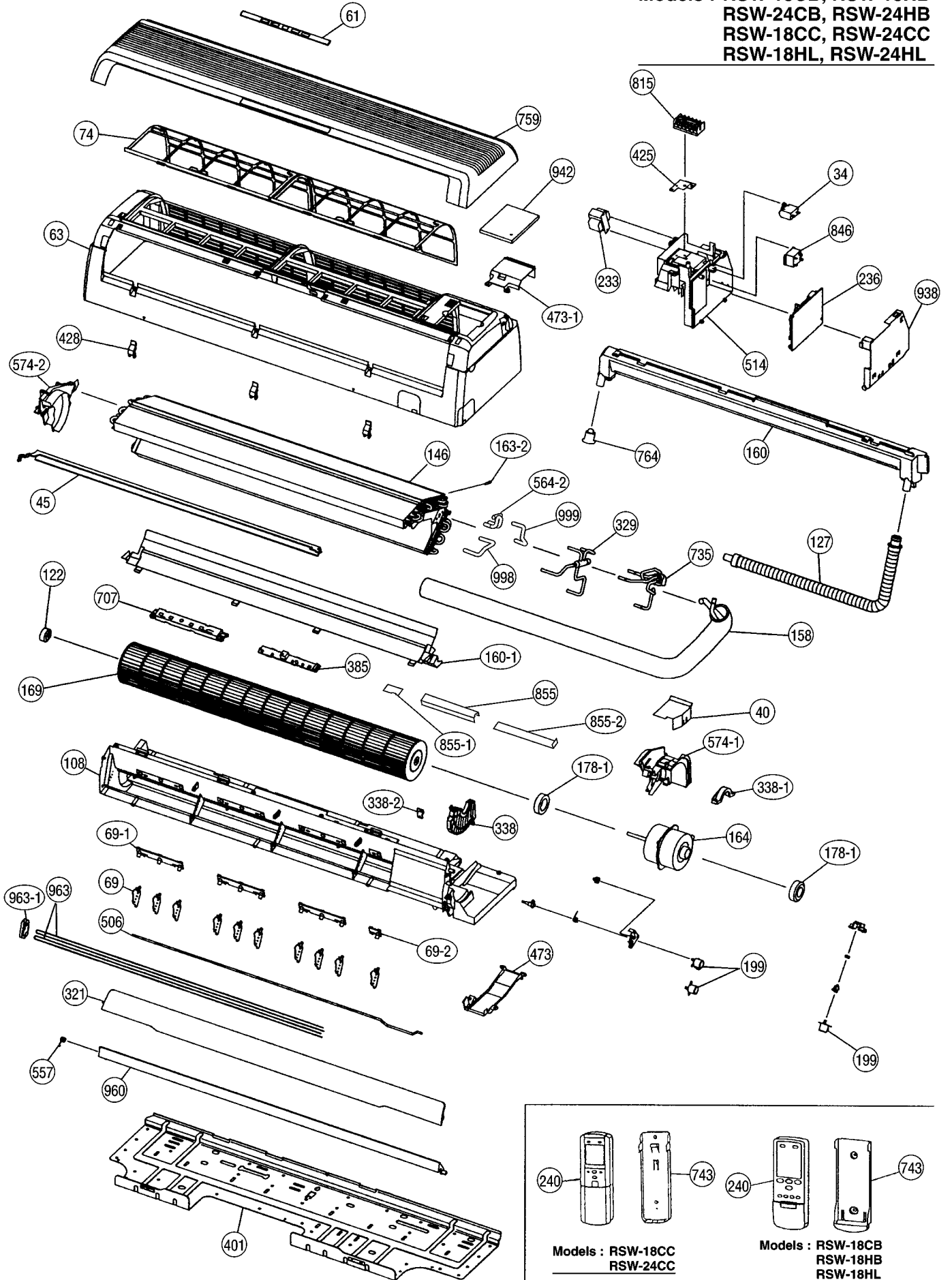
INDICATOR PCB ASSEMBLY

(Viewed from the solder side)

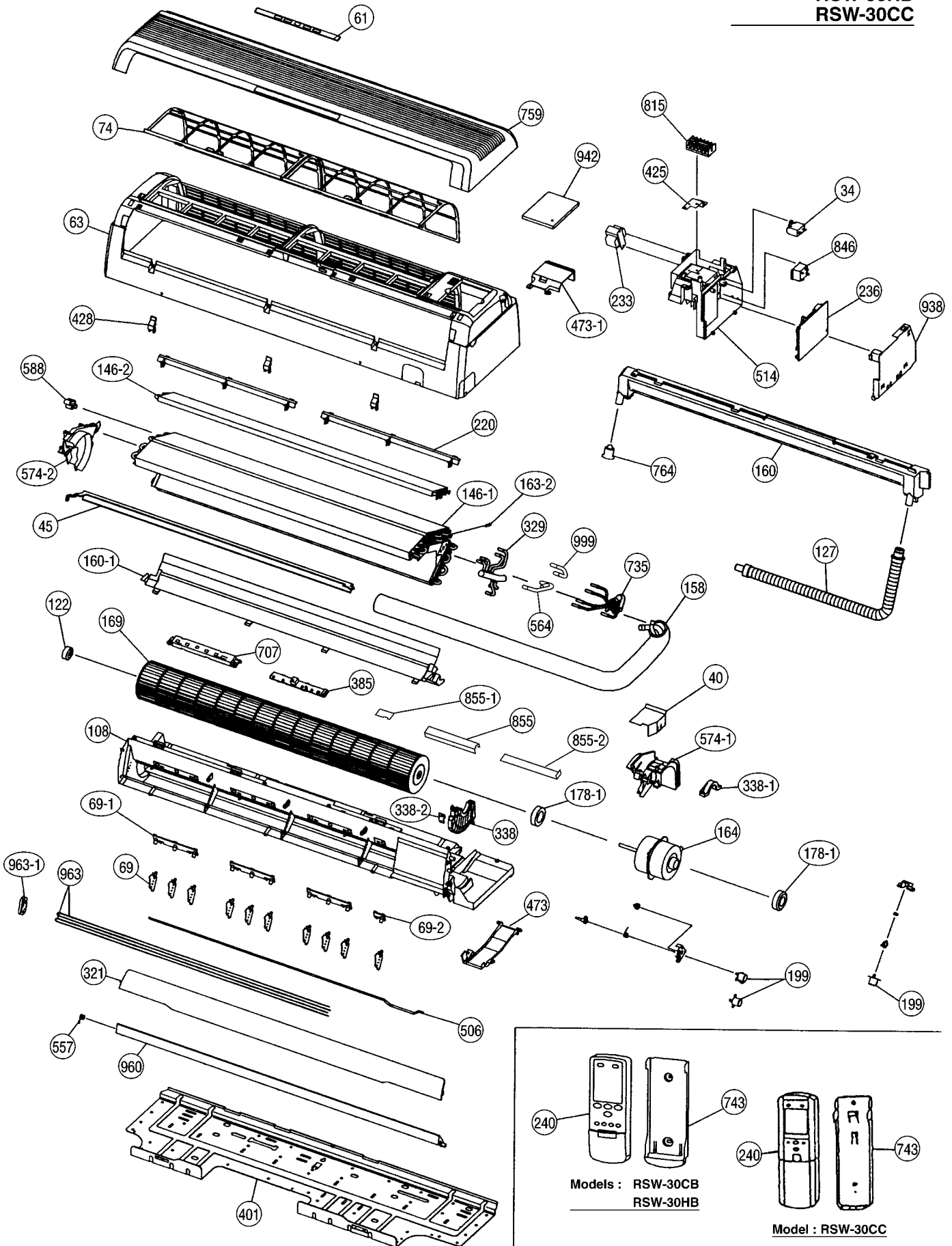


DISASSEMBLY ILLUSTRATION

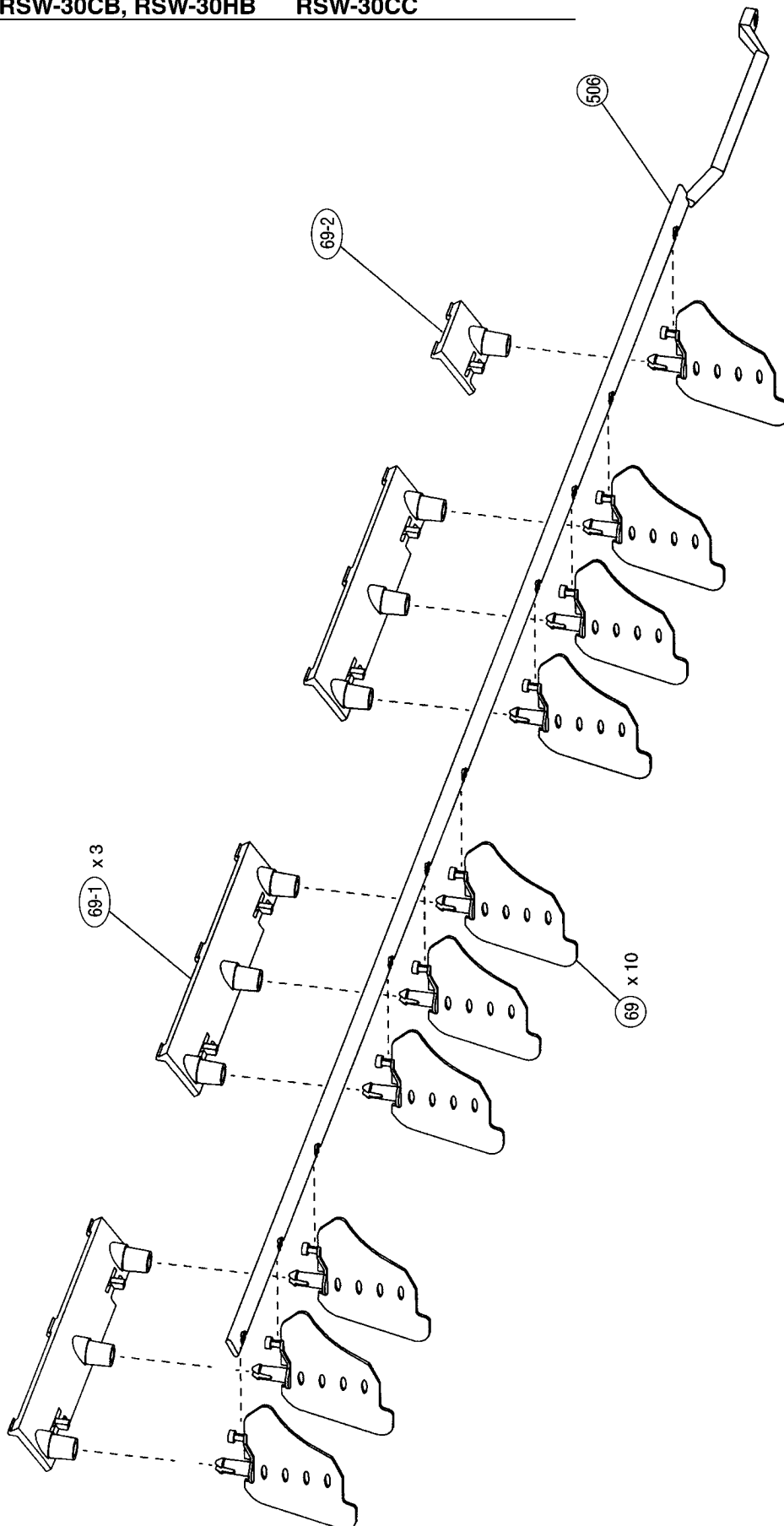
Models : RSW-18CB, RSW-18HB
 RSW-24CB, RSW-24HB
 RSW-18CC, RSW-24CC
 RSW-18HL, RSW-24HL



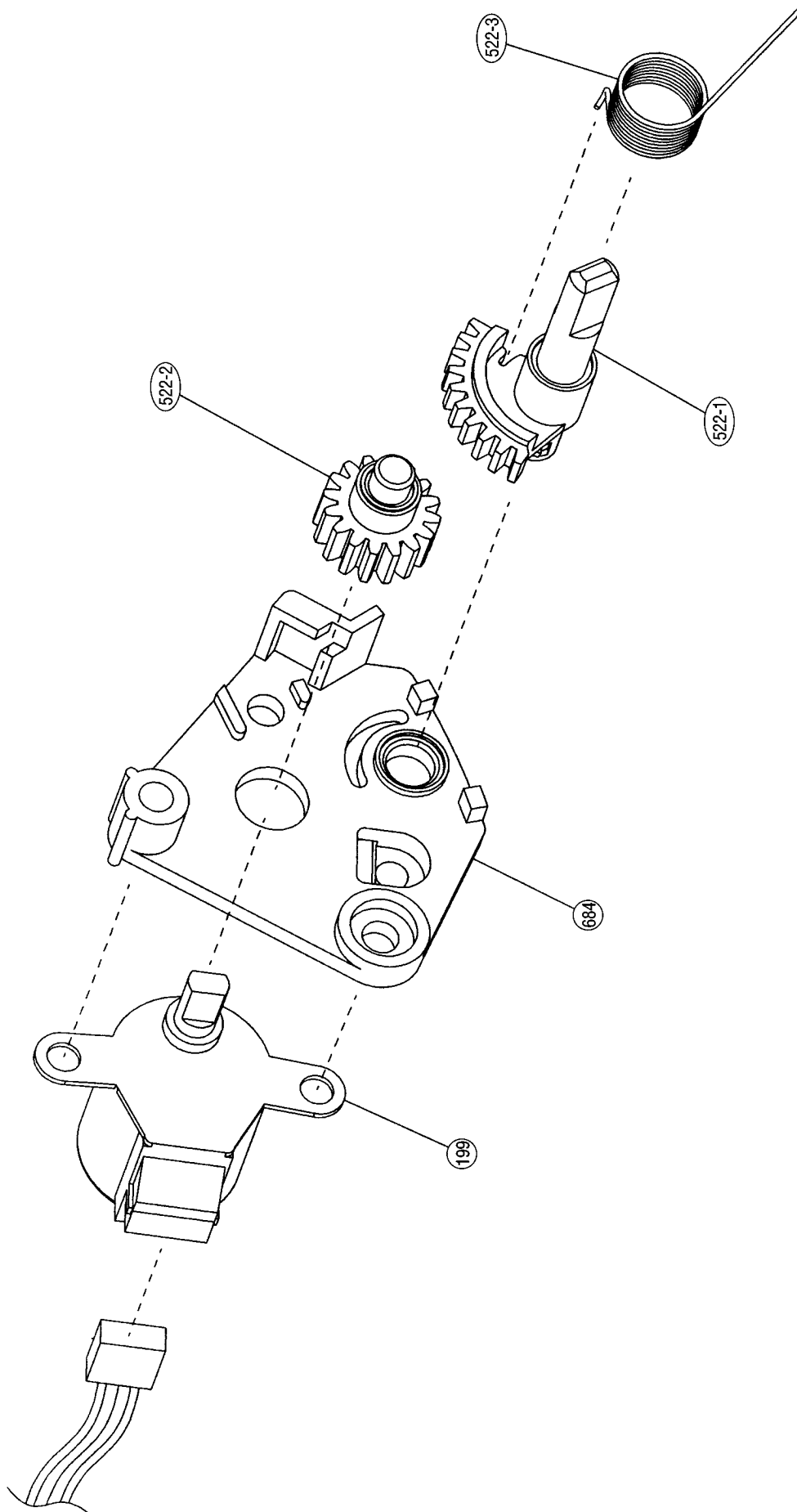
**Models : RSW-30CB
RSW-30HB
RSW-30CC**



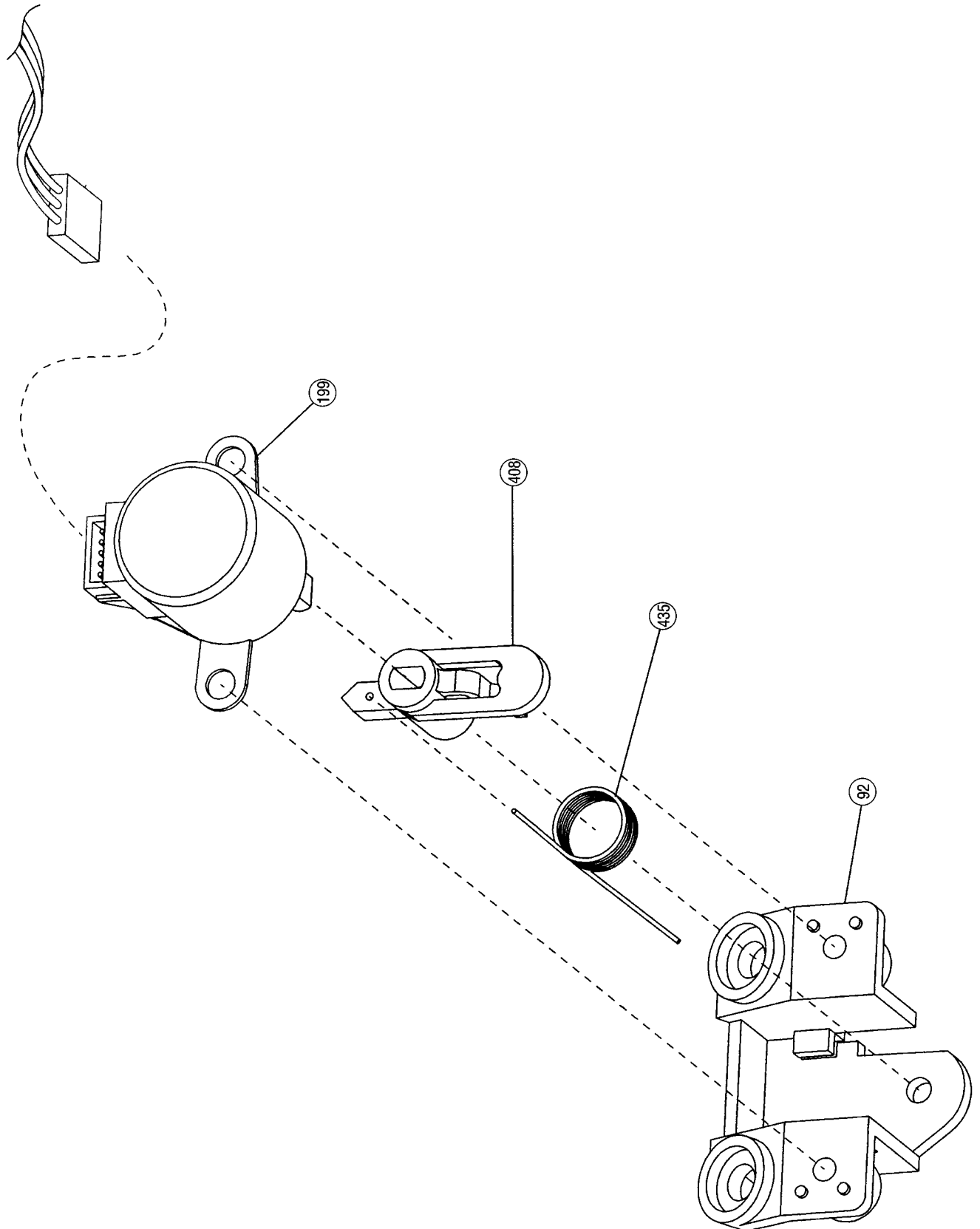
Models : RSW-18CB, RSW-18HB RSW-18CC RSW-18HL
 RSW-24CB, RSW-24HB RSW-24CC RSW-24HL
 RSW-30CB, RSW-30HB RSW-30CC



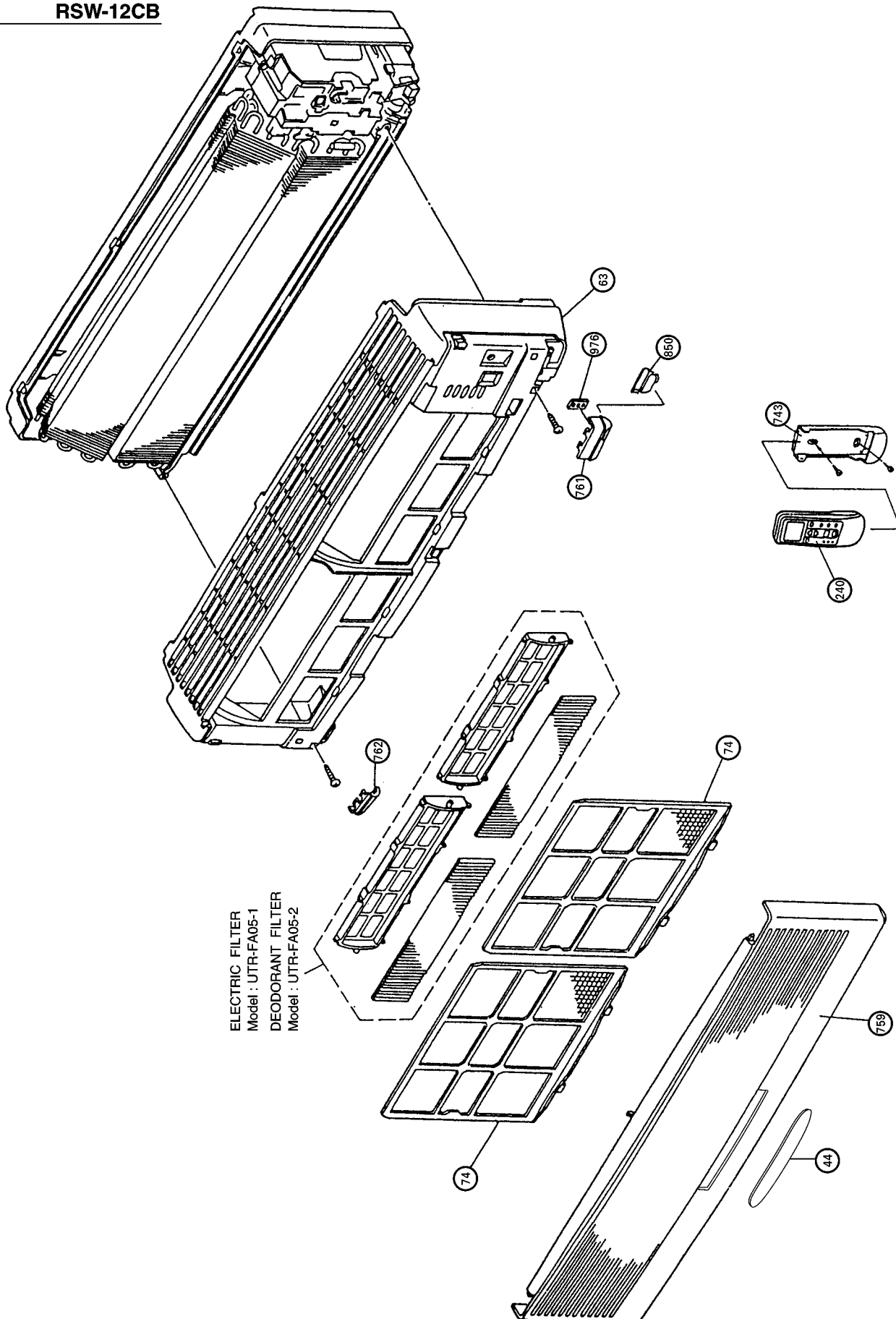
Models : RSW-18CB, RSW-18HB RSW-18CC RSW-18HL
RSW-24CB, RSW-24HB RSW-24CC RSW-24HL
RSW-30CB, RSW-30HB RSW-30CC



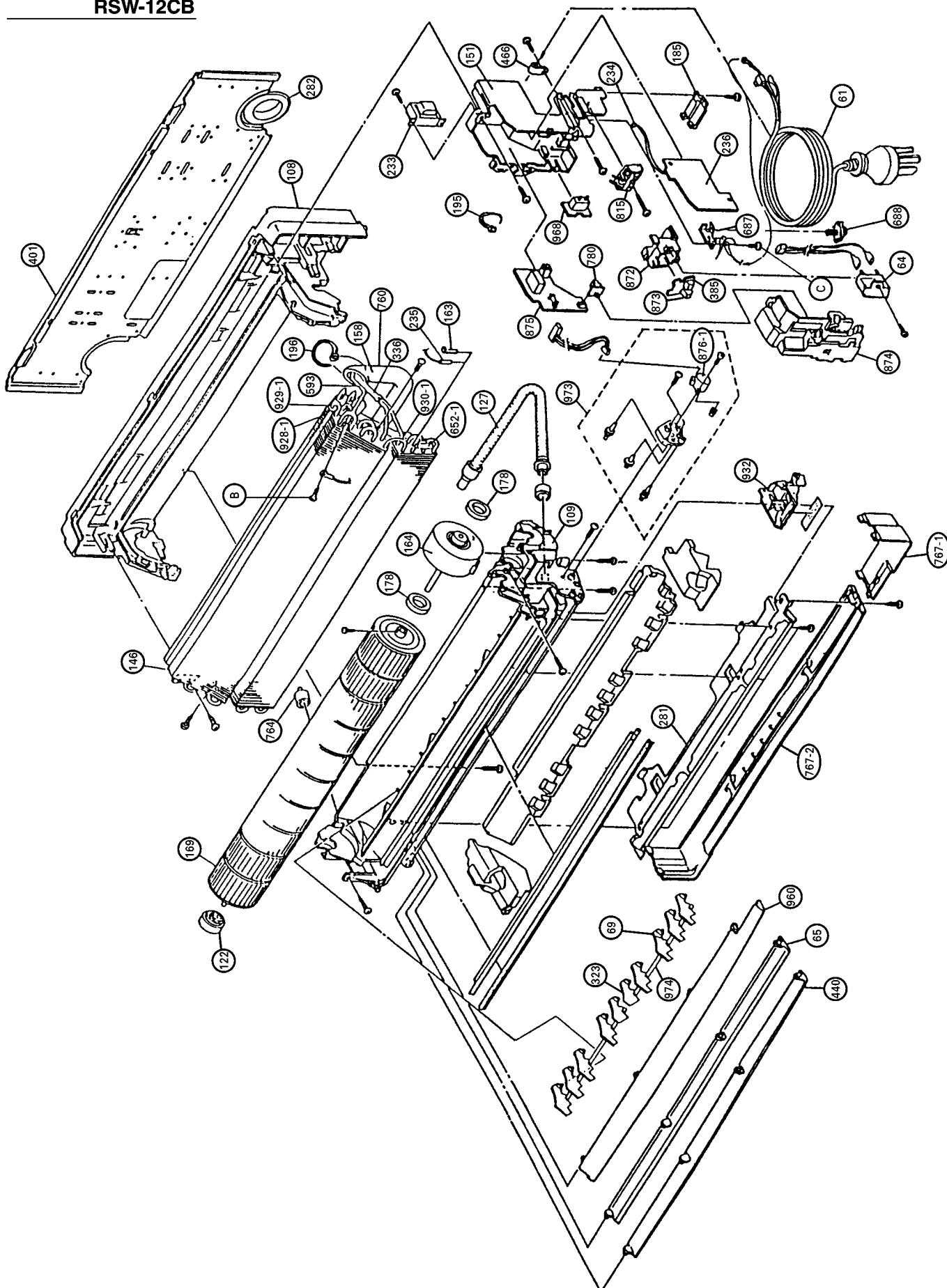
Models : RSW-18CB, RSW-18HB RSW-18CC RSW-18HL
 RSW-24CB, RSW-24HB RSW-24CC RSW-24HL
 RSW-30CB, RSW-30HB RSW-30CC



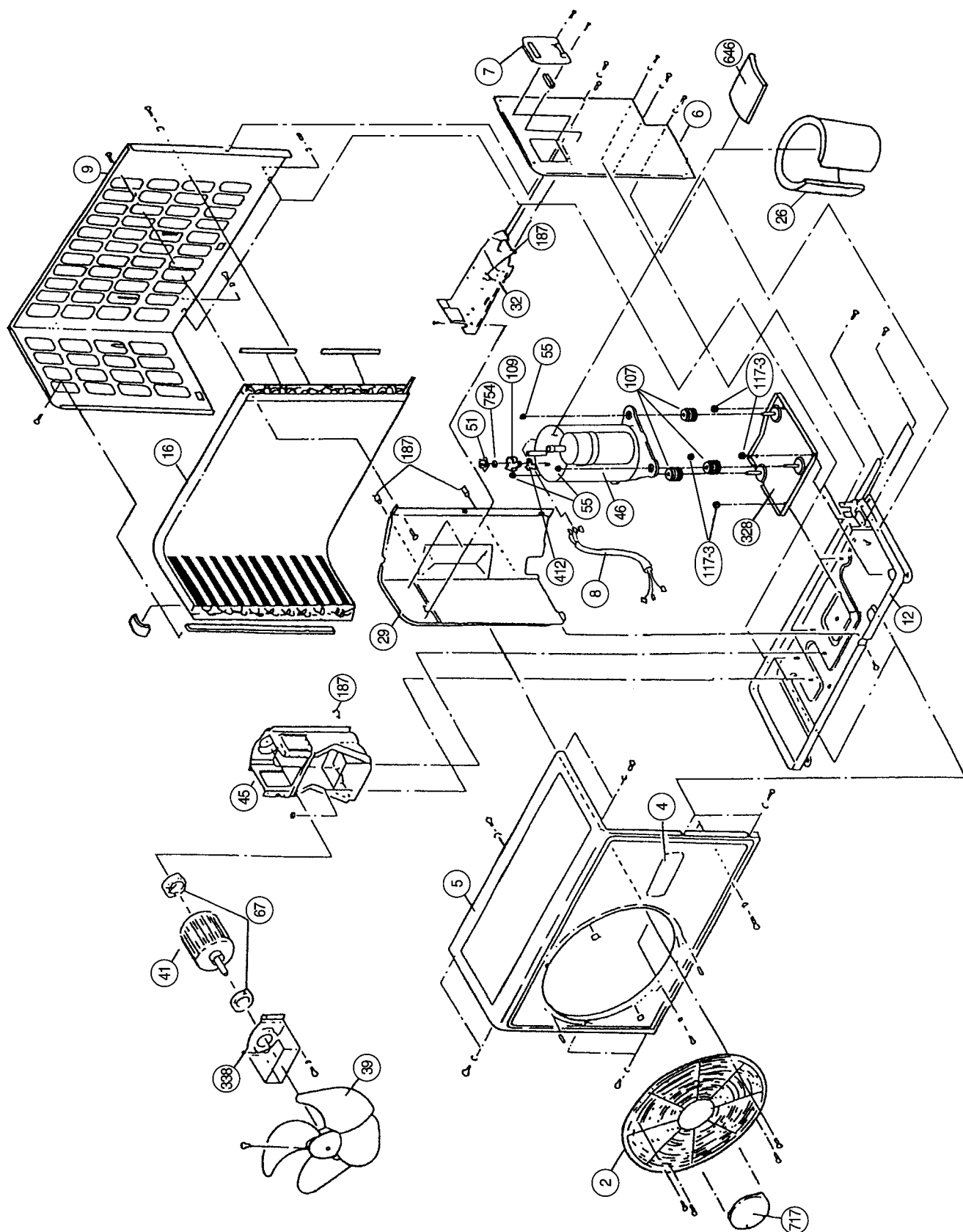
Models : RSW-9CB
RSW-12CB



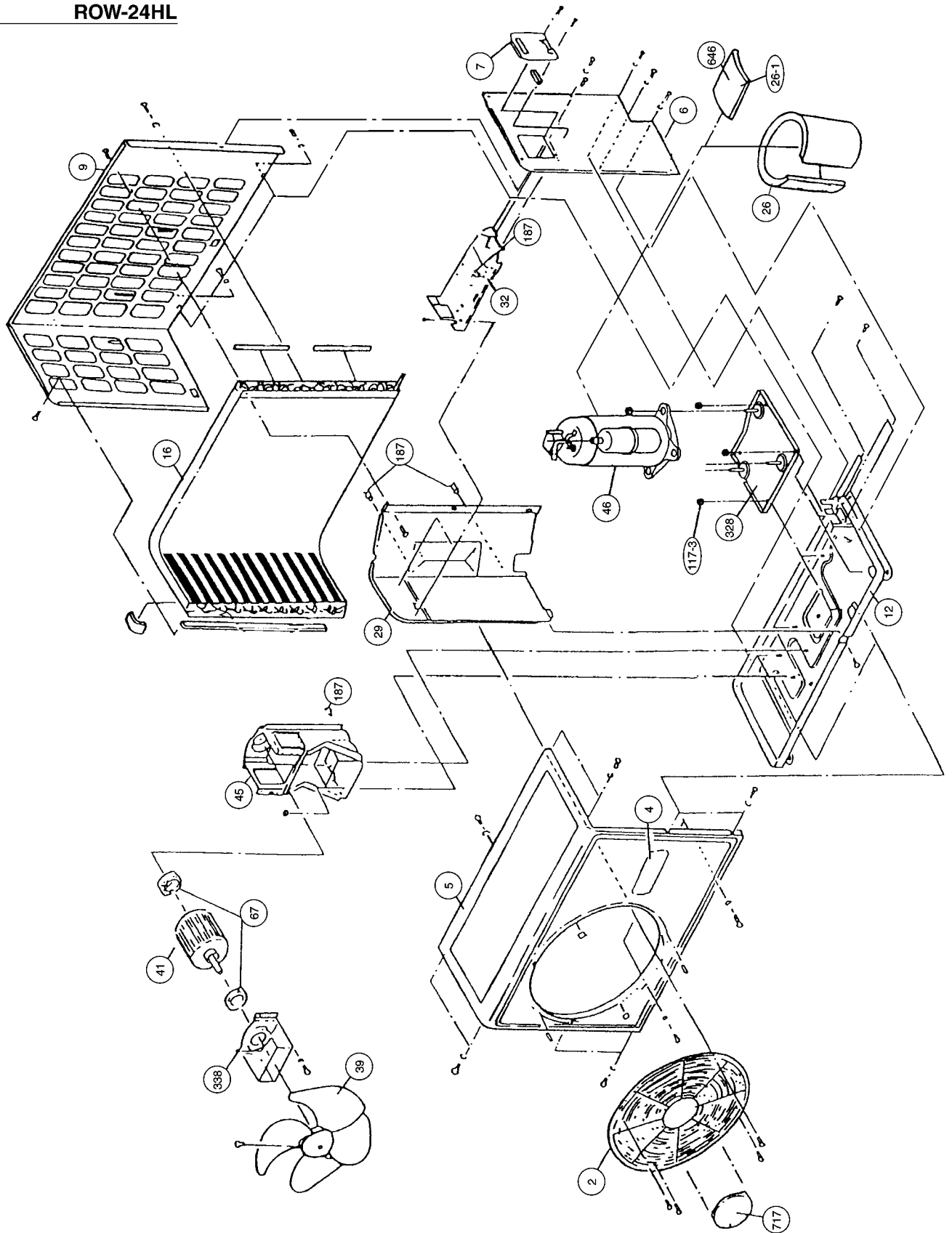
Models : RSW-9CB
RSW-12CB



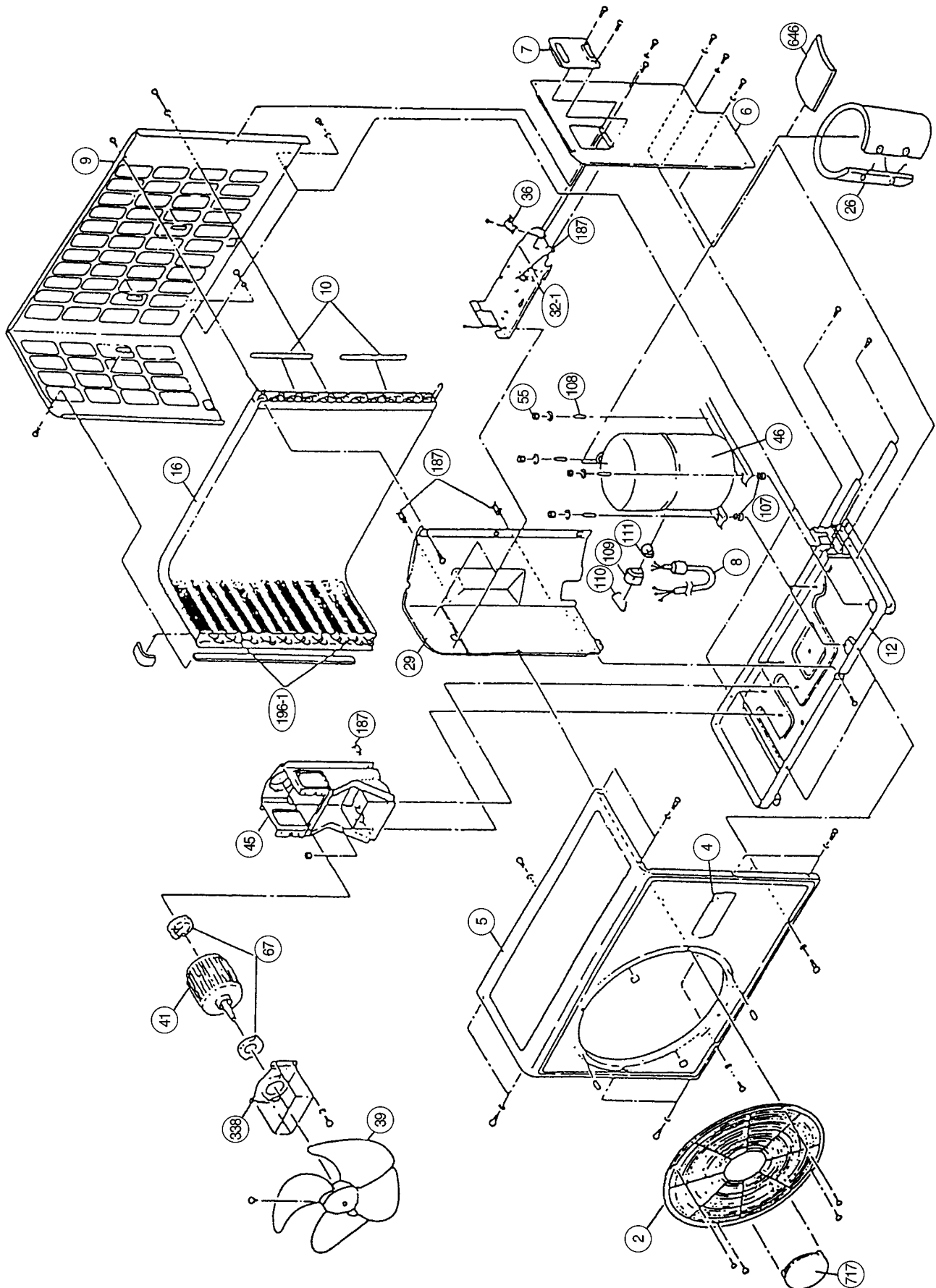
Model : ROW-18CB



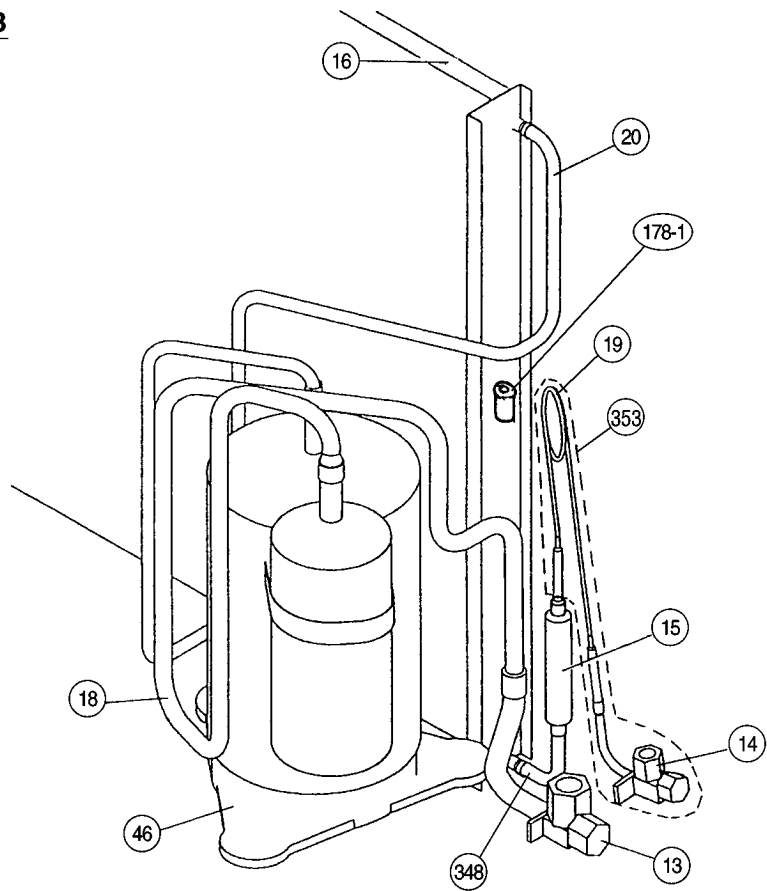
Models : ROW-18HB
ROW-24CB
RSW-24HB
RSW-18HL
ROW-24HL



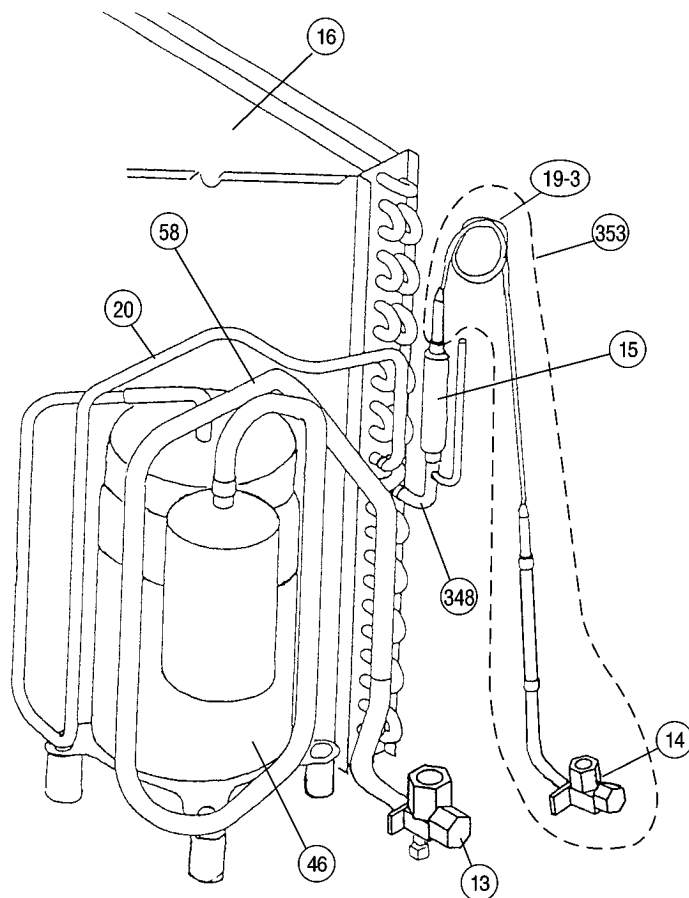
Models : ROW-18CC
ROW-24CC



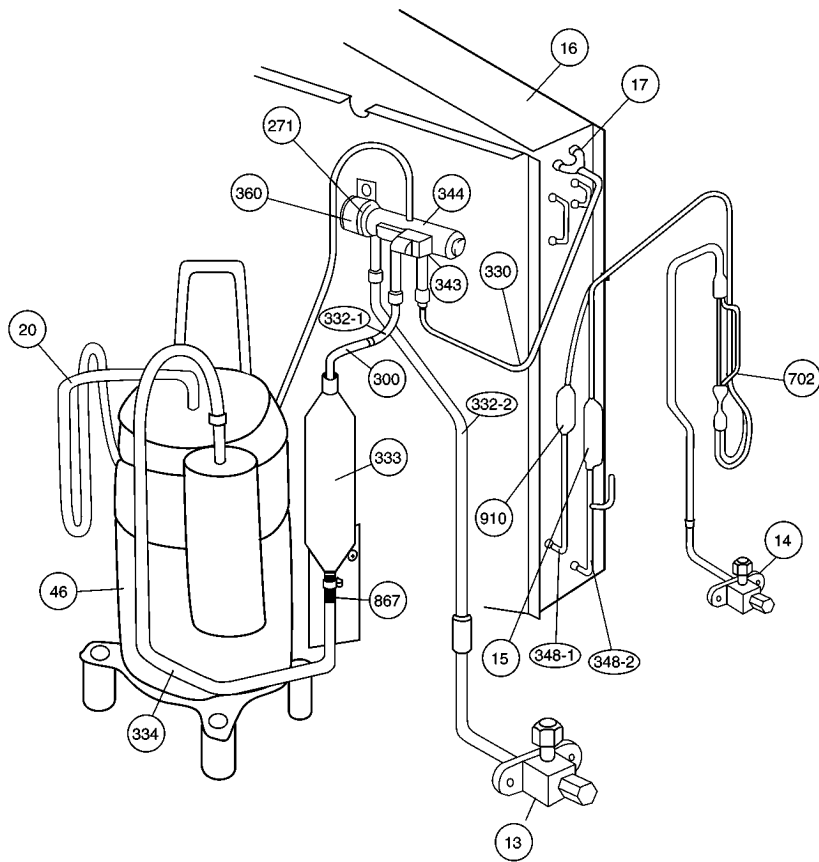
Model : ROW-18CB



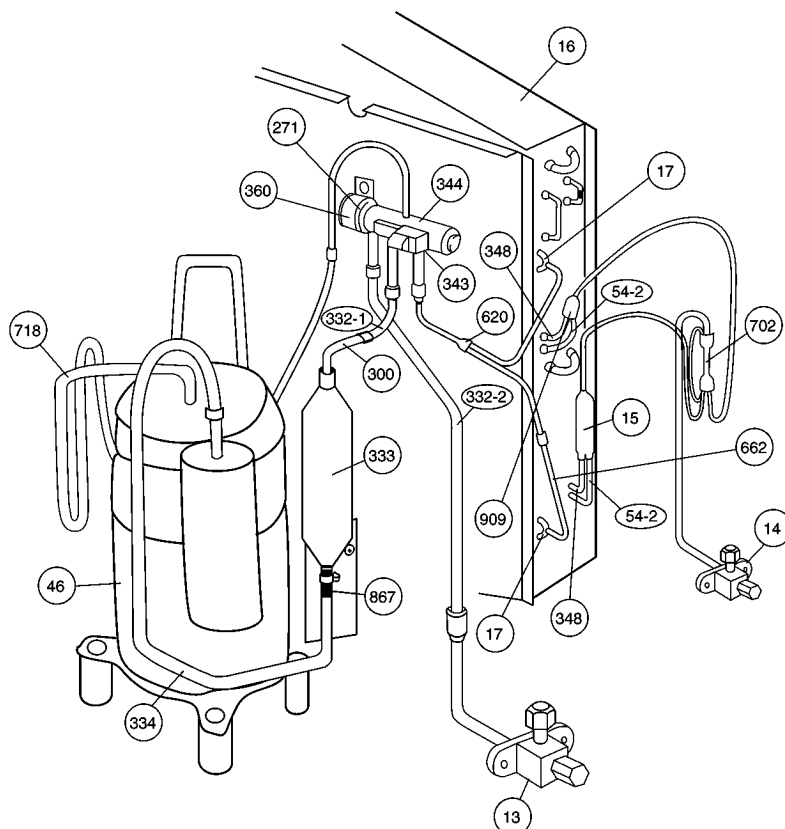
Model : ROW-24CB



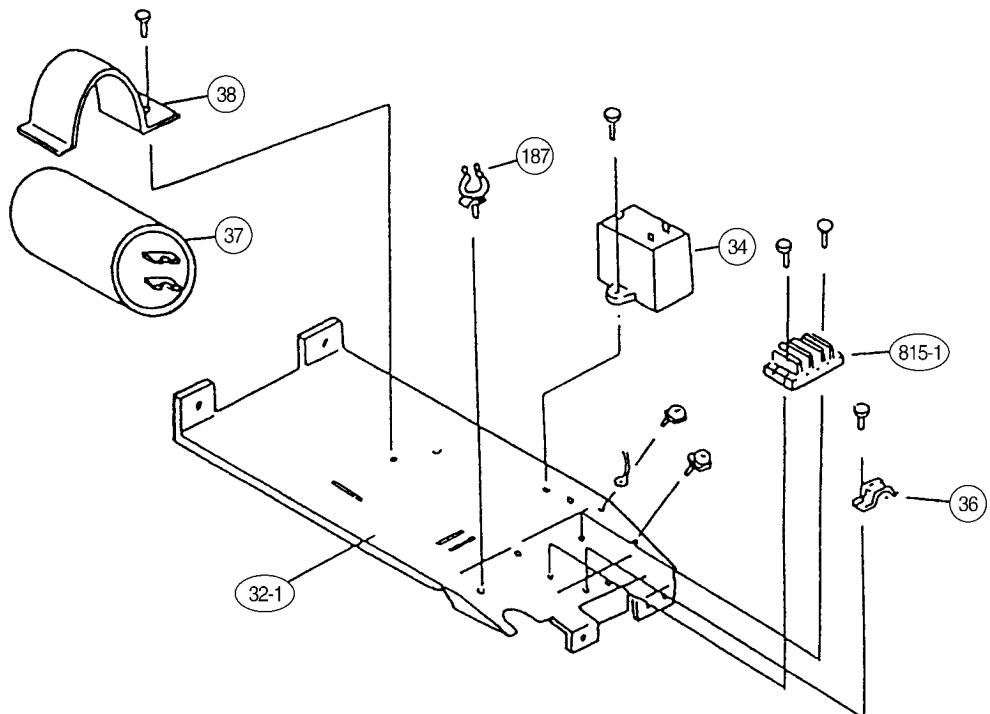
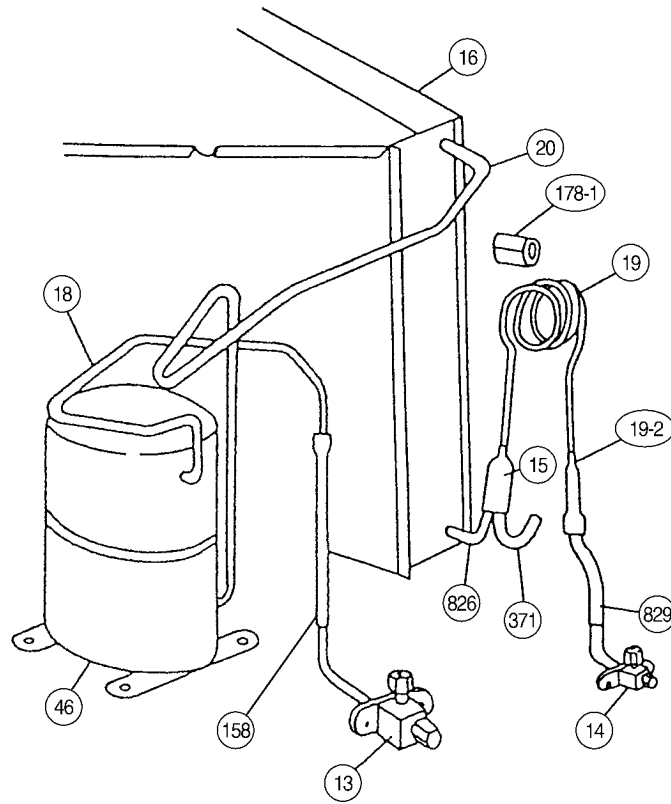
**Models : ROW-18HB
ROW-18HL**



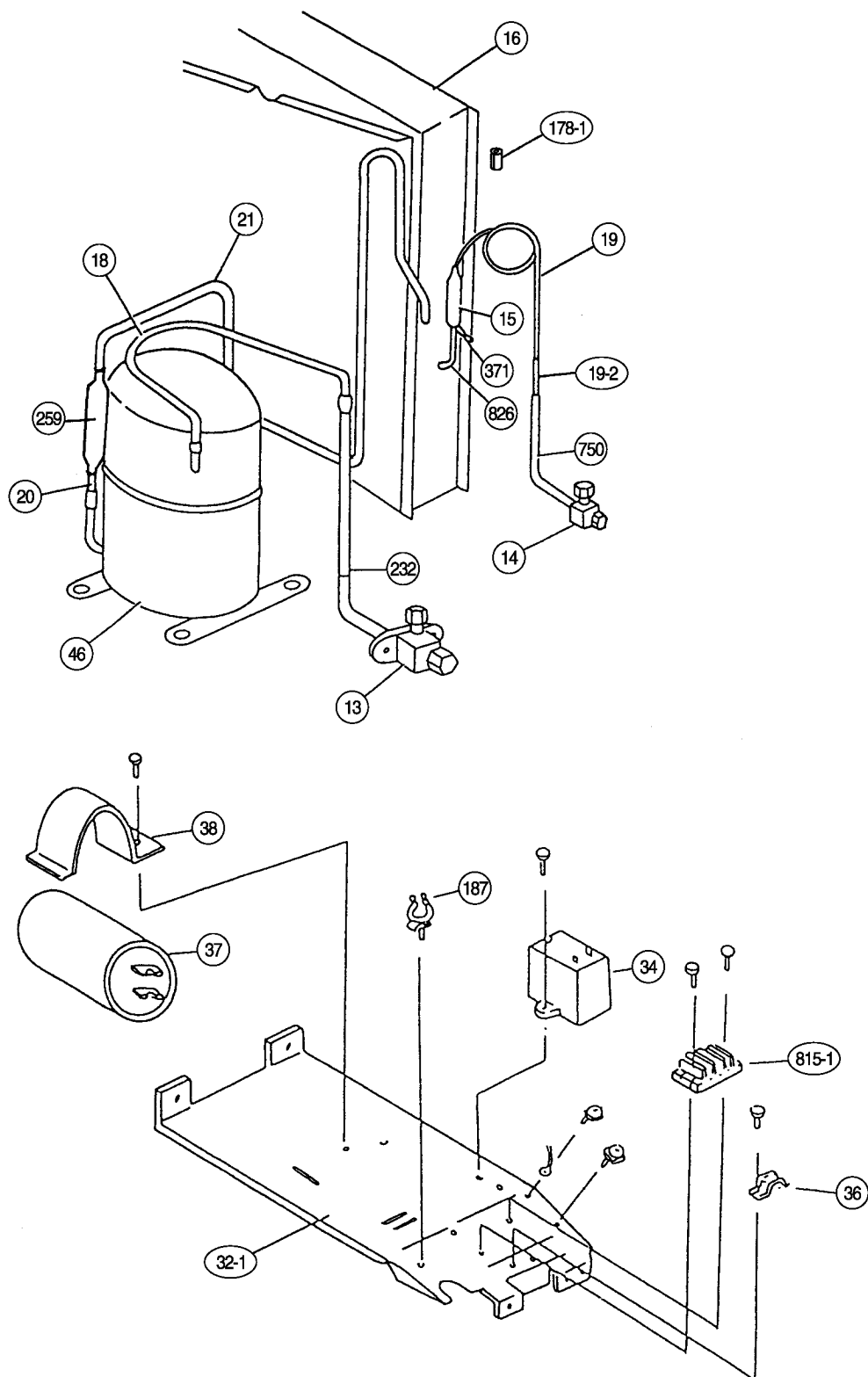
**Models : ROW-24HB
ROW-24HL**



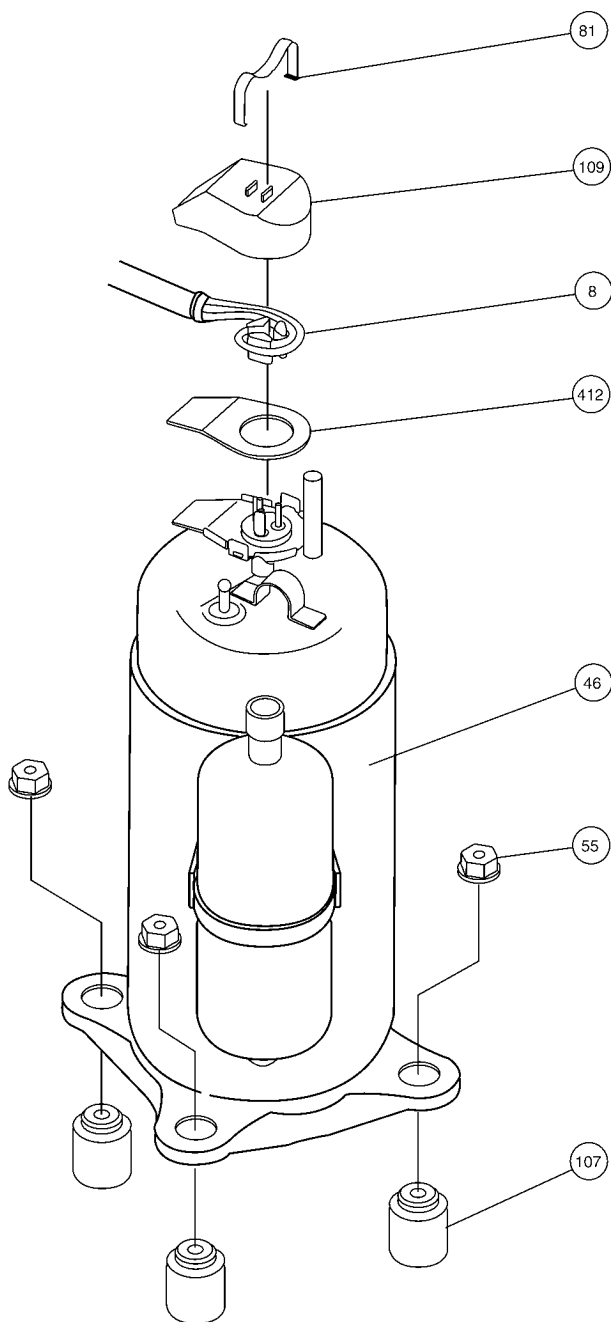
Model : ROW-18CC



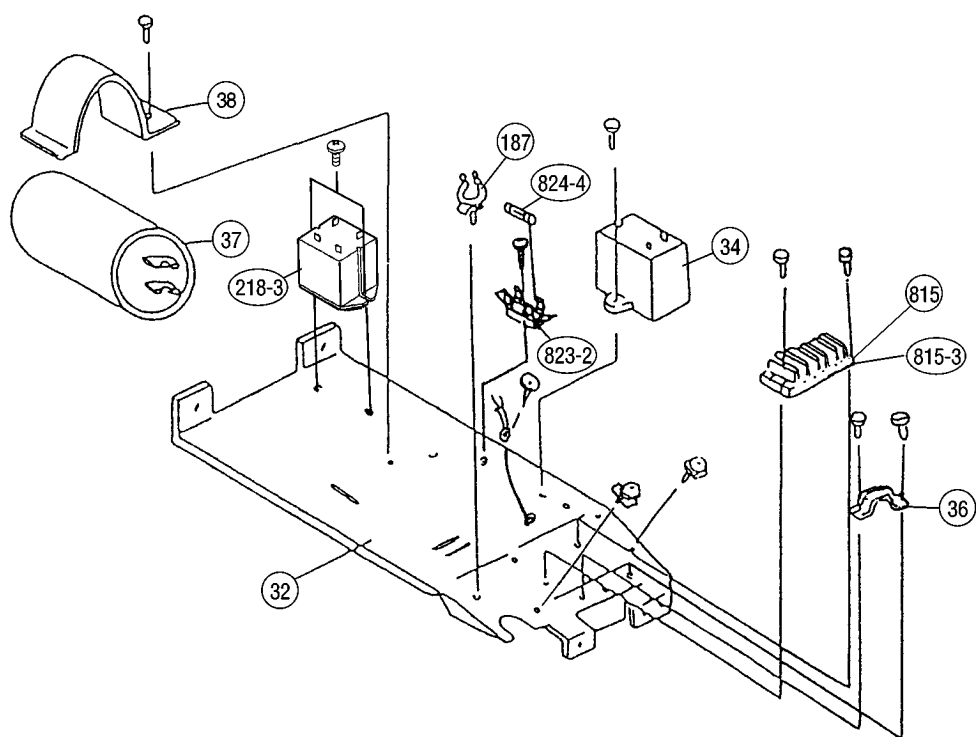
Model : ROW-24CC



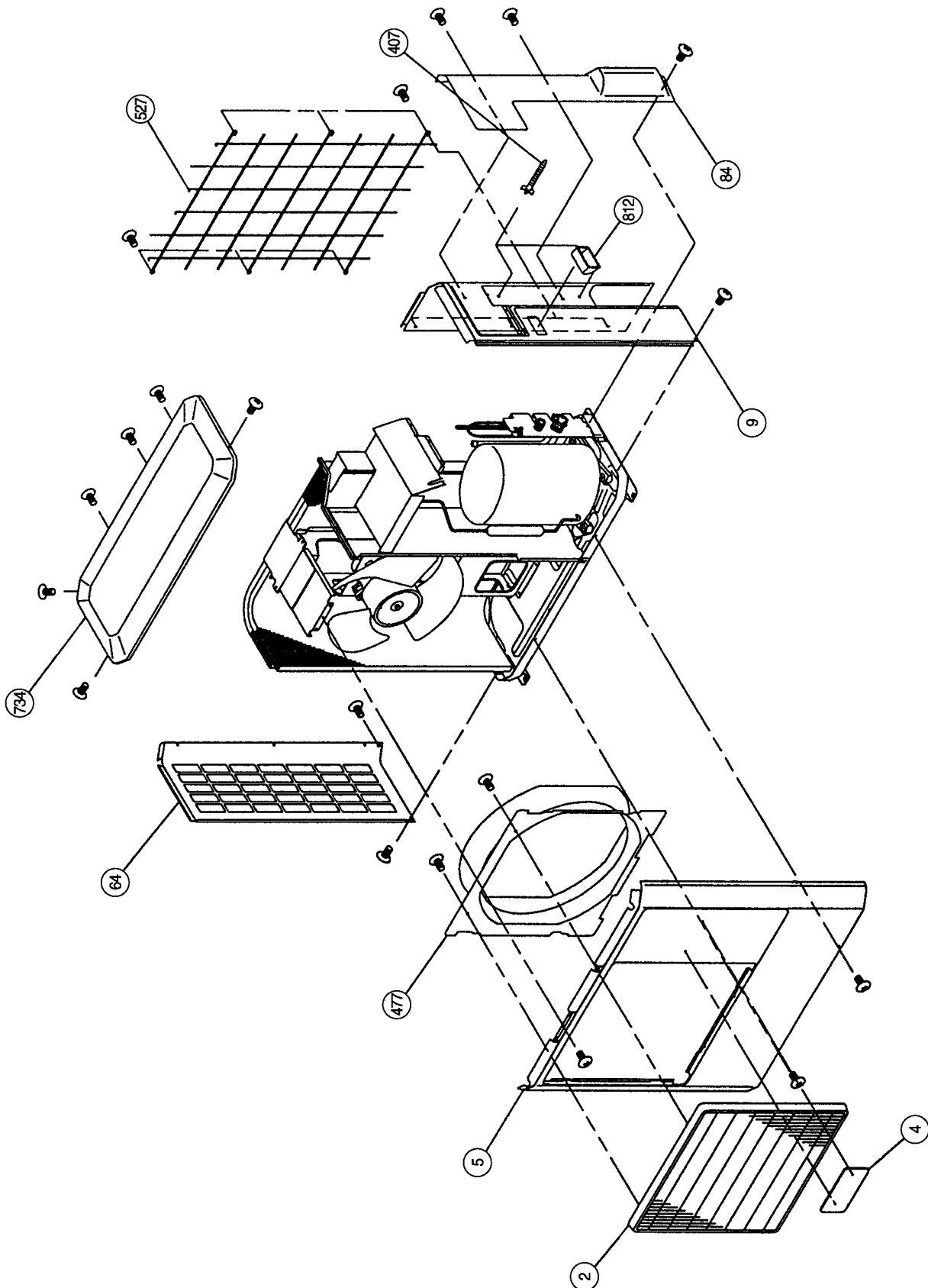
**Models : ROW-18HB
ROW-24CB
ROW-24HB
ROW-18HL
ROW-24HL**



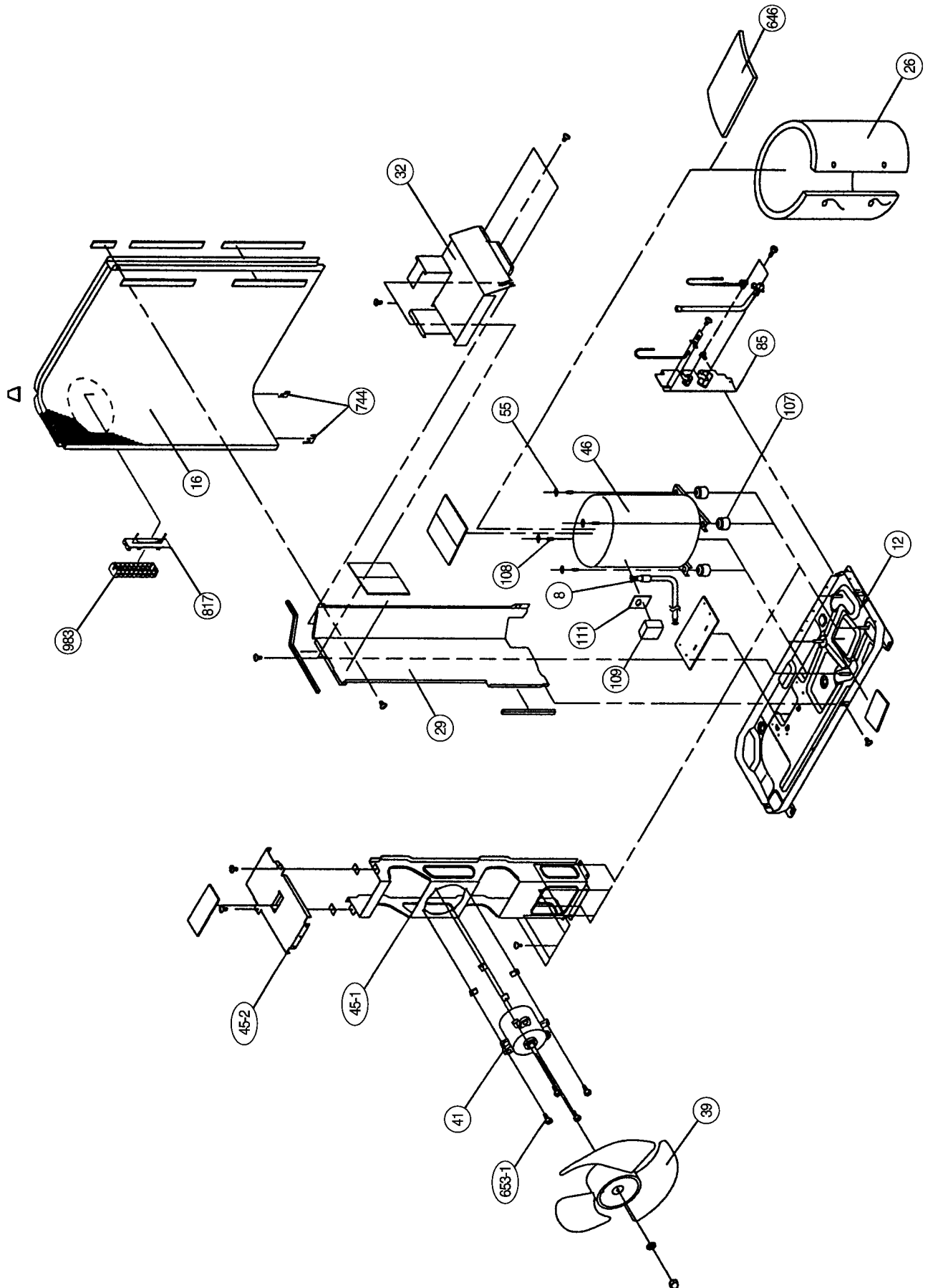
Models : ROW-18CB
ROW-18HB
ROW-24CB
ROW-24HB
ROW-18HL
ROW-24HL



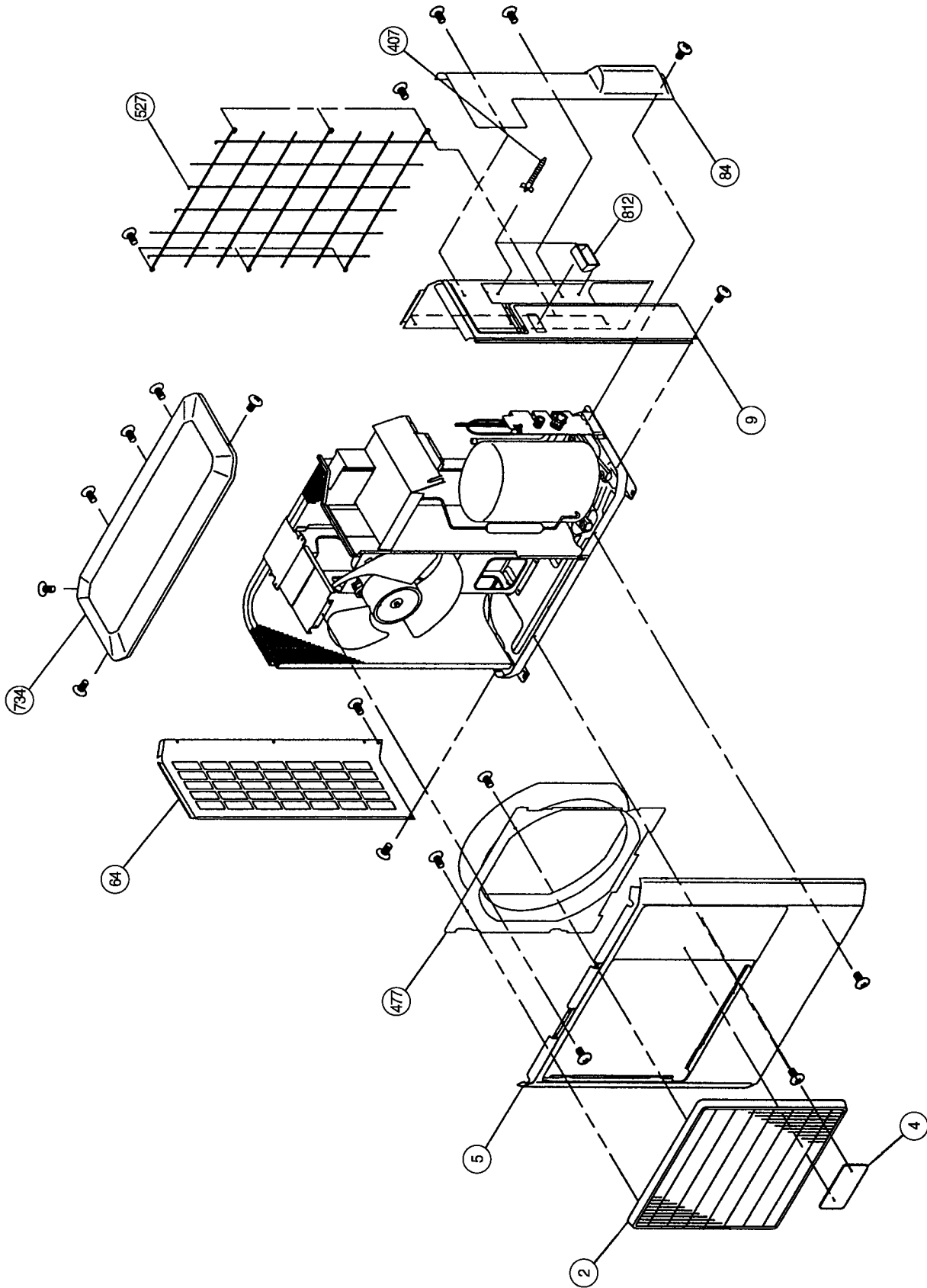
Models : ROW-30CB
ROW-30HB



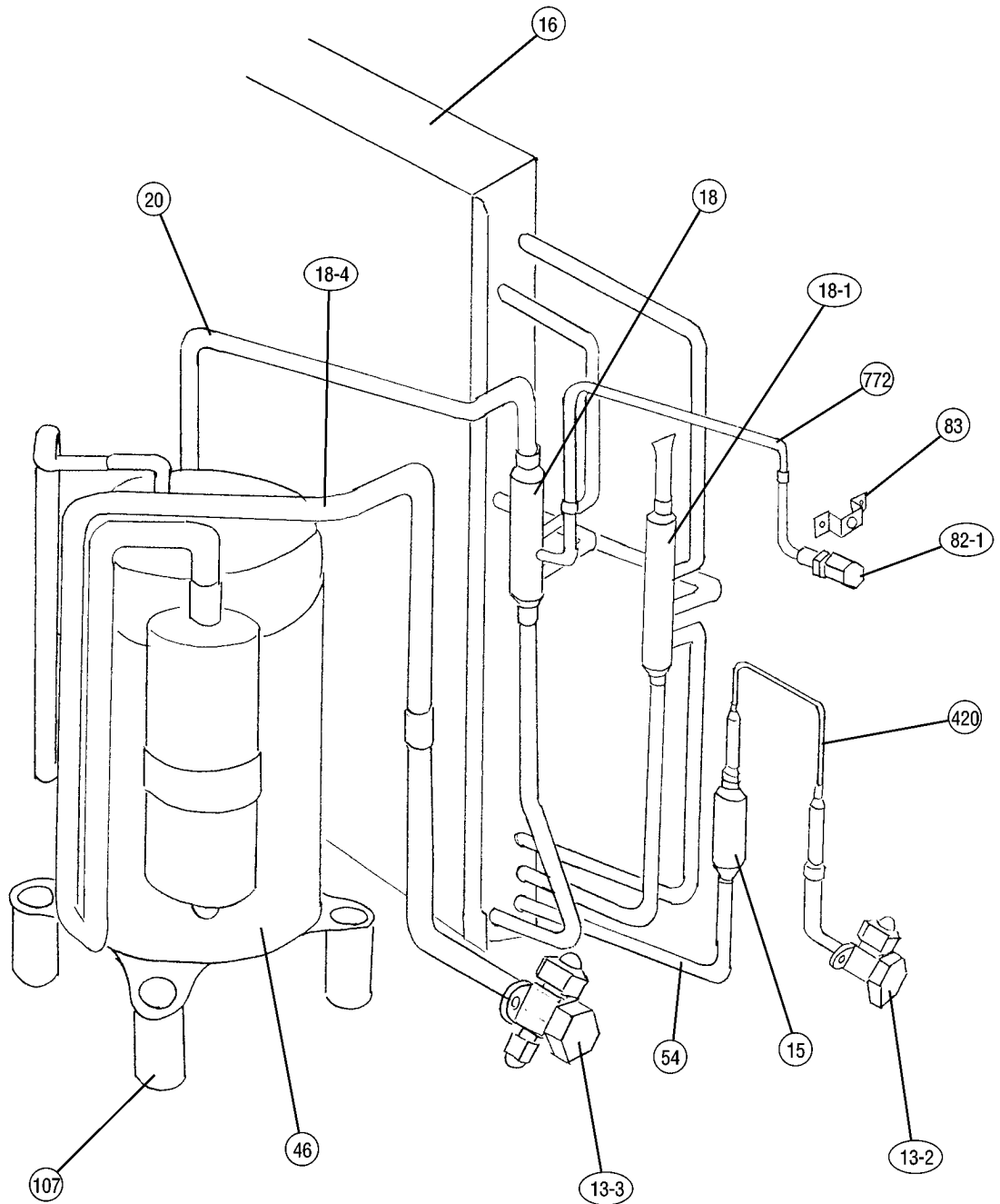
Model : ROW-30CC



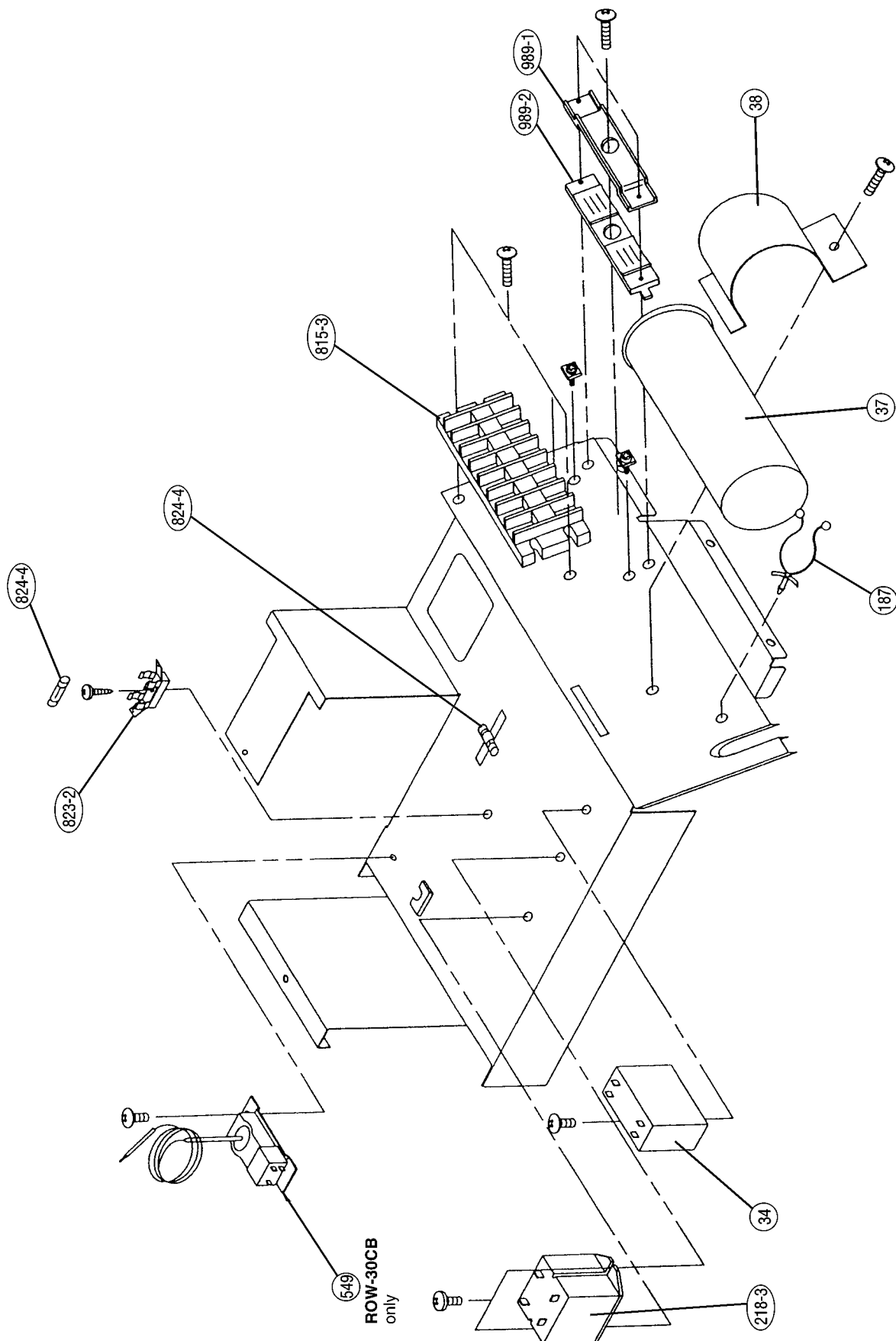
Model : ROW-30CC



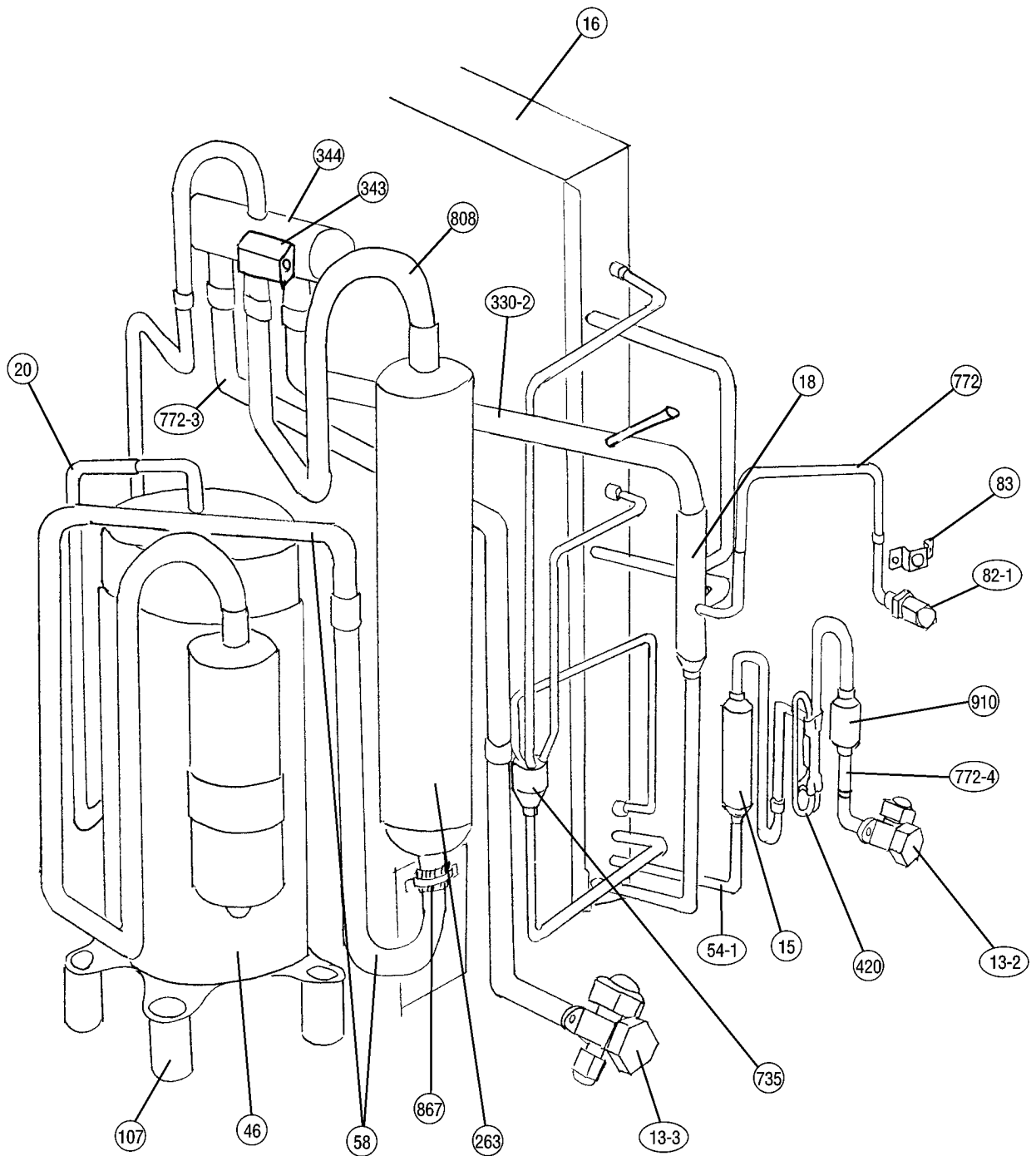
Model : ROW-30CB



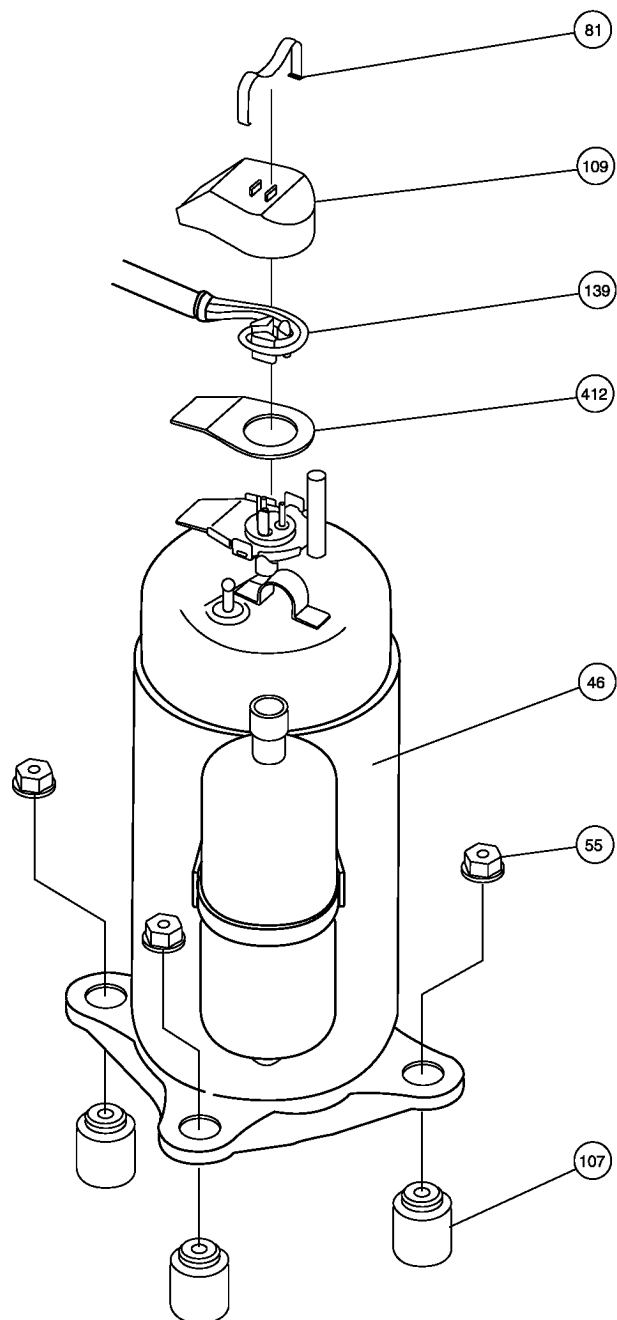
Models : ROW-30CB
ROW-30HB



Model : ROW-30HB



Models : ROW-30CB
ROW-30HB



PARTS LIST

INDOOR UNIT

When you order parts, please make a photocopy of this page and fill the number of the parts in the "Order" column.

Ref. No.	Description	Part No.						Ord.
		RSW-18CB	RSW-18HB	RSW-24CB	RSW-24HB	RSW-30CB	RSW-30HB	Q'ty
34	Capacitor (Fan Motor)	9704305060	9704305060	9704305060	9704305060	9704305060	9704305060	
40	Water Seal Plate	9369684005	9369684005	9369684005	9369684005	9369684005	9369684005	
45	Bracket (Eva.)	9369372001	9369372001	9369372001	9369372001	9369372001	9369372001	
61	Decoration Plate-F	9368757021	9368757021	9368757021	9368757021	9368757021	9368757021	
63	Front Panel	9368540012	9368540012	9368540012	9368540012	9368540012	9368540012	
69	Louver	9368560010	9368560010	9368560010	9368560010	9368560010	9368560010	
69-1	Louver Base-A	9368558017	9368558017	9368558017	9368558017	9368558017	9368558017	
69-2	Louver Base-B	9368559014	9368559014	9368559014	9368559014	9368559014	9368559014	
74	Air Filter	9368552008	9368552008	9368552008	9368552008	9368552008	9368552008	
92	Link Holder	9368563004	9368563004	9368563004	9368563004	9368563004	9368563004	
108	Base	9369209017	9369209017	9369209017	9369209017	9369209017	9369209017	
122	Bearing Assy	9368574000	9368574000	9368574000	9368574000	9368574000	9368574000	
127	Drain Hose	9367695003	9367695003	9367695003	9367695003	9367695003	9367695003	
146	Evaporator Assy	9369220005	9369220005	9369220005	9369220005	—	—	
146-1	Evaporator-A Assy	—	—	—	—	9369366000	9369366000	
146-2	Evaporator-B Assy	—	—	—	—	9369373008	9369373008	
158	Joint Pipe Assy	9369242007	9369242007	9369242007	9369242007	9369371004	9369371004	
160	Front Drain Pan Assy	9369200014	9369200014	9369200014	9369200014	9369200014	9369200014	
160-1	Rear Drain Pan Assy	9369201011	9369201011	9369201011	9369201011	9369201011	9369201011	
163-2	Thermistor Spring-A	313728262708	313728262708	313728262708	313728262708	313728262708	313728262708	
164	Fan Motor Assy-IN	9601388012	9601388012	9601388012	9601388012	9601388012	9601388012	
169	Cross Flow Fan Assy	9368586003	9368586003	9368586003	9368586003	9368586003	9368586003	
178-1	Rubber (Motor)	9368575007	9368575007	9368575007	9368575007	9368575007	9368575007	
199	Step Motor	9900020019	9900020019	9900020019	9900020019	9900020019	9900020019	
220	Water Plate	—	—	—	—	9368569006	9368569006	
233	Power Transformer	9900069018	9900069018	9900069018	9900069018	9900069018	9900069018	
236	Controller PCB Assy	9703335068	9703335051	9703335020	9703395013	9703335105	9703335099	
240	Remote Control Unit	9368374044	9368374037	9368374044	9368374037	9368374044	9368374037	
321	Flap	9368544010	9368544010	9368544010	9368544010	9368544010	9368544010	
329	Coupling Pipe Assy	9369241000	9369241000	9369241000	9369241000	9369370007	9369370007	
338	Motor Holder-A	9368550004	9368550004	9368550004	9368550004	9368550004	9368550004	
338-1	Motor Holder-B	9368551001	9368551001	9368551001	9368551001	9368551001	9368551001	
338-2	Motor Holder-C	9368769000	9368769000	9368769000	9368769000	9368769000	9368769000	
385	Indicator PCB Assy	9702307011	9702307011	9702307011	9702307011	9702307011	9702307011	
401	Wall Hook Bracket	9368579005	9368579005	9368579005	9368579005	9368579005	9368579005	
408	Louver Link	9368562007	9368562007	9368562007	9368562007	9368562007	9368562007	
425	Earth Plate	9368580001	9368580001	9368580001	9368580001	9368580001	9368580001	
428	Screw Cover	9368576011	9368576011	9368576011	9368576011	9368576011	9368576011	
435	Louver Spring	9368613006	9368613006	9368613006	9368613006	9368613006	9368613006	
473	Pipe Holder	9368565008	9368565008	9368565008	9368565008	9368565008	9368565008	
473-1	Cord Holder	9368566005	9368566005	9368566005	9368566005	9368566005	9368566005	
506	Louver Rod	9368561017	9368561017	9368561017	9368561017	9368561017	9368561017	
514	Control Box	9368543006	9368543006	9368543006	9368543006	9368543006	9368543006	
522-1	Sector Gear	9368556006	9368556006	9368556006	9368556006	9368556006	9368556006	
522-2	Pinion Gear	9368557003	9368557003	9368557003	9368557003	9368557003	9368557003	
522-3	Flap Spring	9368612009	9368612009	9368612009	9368612009	9368612009	9368612009	
557	Diffuser Spring	9368587000	9368587000	9368587000	9368587000	9368587000	9368587000	
564	Bypass Pipe-A Assy	—	—	—	—	9369551000	9369551000	
564-2	Bypass Pipe-C Assy	9369479007	9369479007	9369479007	9369479007	—	—	
574-1	Evaporator Support-R	9368549008	9368549008	9368549008	9368549008	9368549008	9368549008	
574-2	Evaporator Support-L	9368548001	9368548001	9368548001	9368548001	9368548001	9368548001	
588	Evaporator Holder	—	—	—	—	9368775001	9368775001	
684	Motor Base	9368555009	9368555009	9368555009	9368555009	9368555009	9368555009	
707	Display Cover	9368564001	9368564001	9368564001	9368564001	9368564001	9368564001	
735	Distributor	9369240003	9369240003	9369240003	9369240003	9369369001	9369369001	
743	Remote Control Unit Holder Case	9305642014	9305642014	9305642014	9305642014	9305642014	9305642014	
759	Intake Grill-F	9368541026	9368541026	9368541026	9368541026	9368541026	9368541026	
764	Drain Cap	9367677009	9367677009	9367677009	9367677009	9367677009	9367677009	
815	Terminal	9306489106	9900016029	9306489106	9900016029	9306489106	9900016029	
846	Relay G5NB-1A	9900007010	9900007010	9900007010	9900007010	9900007010	9900007010	

INDOOR UNIT (Continued)

When you order parts, please make a photocopy of this page and fill the number of the parts in the "Order" column.

Ref. No.	Description	Part No.						Ord.
		RSW-18CB	RSW-18HB	RSW-24CB	RSW-24HB	RSW-30CB	RSW-30HB	Q'ty
855	Cover Display	9369264016	9369264016	9369264016	9369264016	9369264016	9369264016	
855-1	Cover Display-B	9369594014	9369594014	9369594014	9369594014	9369594014	9369594014	
855-2	Cover Display-C	9369683015	9369683015	9369683015	9369683015	9369683015	9369683015	
938	Control Box Cover-R	9368570002	9368570002	9368570002	9368570002	9368570002	9368570002	
942	Control Box Cover	9368611002	9368611002	9368611002	9368611002	9368611002	9368611002	
960	Diffuser Assy	9369346019	9369346019	9369346019	9369346019	9369346019	9369346019	
963	Fan Guard	9368588007	9368588007	9368588007	9368588007	9368588007	9368588007	
963-1	Fan Guard Holder	9368554002	9368554002	9368554002	9368554002	9368554002	9368554002	
998	Bypass Pipe-A	9369238000	9369238000	9369238000	9369238000	—	—	
999	Bypass Pipe-B	9369239007	9369239007	9369239007	9369239007	9369368004	9369368004	

OUTDOOR UNIT

When you order parts, please make a photocopy of this page and fill the number of the parts in the "Order" column.

Ref. No.	Description	Part No.						Ord.
		ROW-18CB	ROW-18HB	ROW-24CB	ROW-24HB	ROW-30CB	ROW-30HB	Q'ty
2	Fan Cover	9350214020	9350214020	9350214020	9350214020	—	—	
2	Fan Cover (Guard)	—	—	—	—	9359808015	9359808015	
4	Emblem-Rear "FUJI ELECTRIC"	9361328006	9361328006	9361328006	9361328006	9361328006	9361328006	
5	Cabinet-A, Painted	9303876015	9303876015	9303876015	9303876015	9359797029	9359797029	
6	Cabinet-C, Painted	9353549013	9353549013	9353549013	9353549013	—	—	
7	Connector Cover	9358011010	9358011010	9358011010	9358011010	—	—	
8	Wire Assy (Shield)-D	9359904076	—	—	—	—	—	
8	Shield Tube Assy-D	—	9359904052	9359904052	9359904052	—	—	
9	Cabinet-B, Painted	9303874011	9303874011	9303874011	9303874011	9359798026	9359798026	
12	Base Assy, Painted	9353452054	9353452054	9353452061	9353452061	9359813019	9359813019	
13	3-Way Valve Assy	9364523002	9364523002	9357963013	9364523002	—	—	
13-2	3-Way Valve Assy (3/8)	—	—	—	—	9360150004	9369150004	
13-3	3-Way Valve Assy (5/8)	—	—	—	—	9360157003	9360157003	
14	2-Way Valve Assy	9365021002	9365021002	9357964010	9365021002	—	—	
15	Dryer	9368111014	9368111014	9368111014	9368111014	9368111014	9368111014	
16	Condenser Assy	9353455055	9353455048	9356015010	9369005015	9360280015	9360280015	
17	U Pipe-Y	—	313728127102	—	9305523009	—	—	
18	Suction Pipe	9369000003	—	—	—	—	—	
18	Inlet Pipe (Condenser)	—	—	—	—	9369048005	9369068003	
19	Capillary Tube	9364270005	—	—	—	—	—	
19-3	Capillary (Cool)	—	9365395073	9364327006	—	—	—	
20	Discharge Pipe Assy	9368999001	—	—	—	—	—	
20	Discharge Pipe	—	9367136001	9368491000	—	9369047008	9369067006	
26	Compressor Cover-A	9363020007	9367296002	9368504007	9367134007	—	—	
26	Comp. Cover	—	—	—	—	9369093005	9369093005	
26-1	Compressor Cover-B	—	—	9368505004	—	—	—	
29	Separate Wall	313986033213	313986033213	313986033213	313986033213	9359804017	9359804017	
32	Control Box Metal-A	9365672013	9365672020	9365672013	9365672020	—	—	
32	Control Box Metal	—	—	—	—	9359839019	9359839019	
34	Capacitor (Fan Motor)	9357965017	9357965024	9357965017	9357965024	9357965024	9357965024	
36	Cord Holder Metal	9356934007	9356934007	9356934007	9356934007	—	—	
37	Running Capacitor	9704436023	9703107122	9703107153	9703107153	9703107023	9703107023	
38	Capacitor Clamp	9351770013	9351770013	9351770013	9351770013	9360610010	9360610010	
39	Propeller Fan	9300855013	9300855013	9300855013	9300855013	9359837015	9359837015	
41	Fan Motor Assy-Out	9600738023	9600738023	9600738023	9600738023	9600832011	9600832011	
45	Motor Fixing Table Assy	313029311100	313029311100	313029311100	313029311100	—	—	
45-1	Motor Bracket	—	—	—	—	9359801016	9359801016	
45-2	Motor Bracket-Top	—	—	—	—	9359803010	9359803010	
46	Compressor Assy	9368175009	9366777007	9367112005	9367112005	9368913007	9368913007	
51	Special Nut M5	9300301015	—	—	—	—	—	
54	Condensing Pipe	—	—	—	—	9369061004	—	
54-1	Condensing Pipe-A	—	—	—	—	—	9369085000	
54-2	Outlet Pipe-B	—	—	—	9365391068	—	—	
55	Special Nut M8	9355091008	9355091008	9355091008	9355091008	9355091008	9355091008	
58	Suction Pipe Assy	—	—	9368492007	—	—	9369064005	
64	Cabinet-Left, Painted	—	—	—	—	9359840022	9359840022	
67	Rubber (Vibration Proof)	313659068604	313659068604	313659068604	313659068604	—	—	
81	Strap	—	9362371001	9362371001	9362371001	9362371001	9362371001	
82-1	Check Joint	—	—	—	—	9360162007	9360162007	
83	Check Joint Bracket	—	—	—	—	9359807018	9359807018	
84	Valve Cover	—	—	—	—	9359817017	9359817017	
85	Valve Fixing Plate	—	—	—	—	9359806011	9359806011	
107	Rubber Seat-A	9351049010	—	—	—	—	—	
107	Rubber Mount	—	9362368001	9362368001	9362368001	9362368001	9362368001	
109	Terminal Cover	9351048013	9362369008	9362369008	9362369008	9362369008	9362369008	
117-3	Hex. Nut w/Sp. Washer	301720080114	301720080114	301720080114	301720080114	301720080114	301720080114	
139	Wire Assy (Compressor)	—	—	—	—	9369094002	9369094002	
178-1	Capillary Holder	313414274807	—	—	—	—	—	
187	Clamp No. 1219	313361271706	313361271706	313361271706	313361271706	313361271706	313361271706	
218-3	Power Relay	9900074012	9900074012	9900074012	9900074012	9900074012	9900074012	

OUTDOOR UNIT (Continued)

When you order parts, please make a photocopy of this page and fill the number of the parts in the "Order" column.

Ref. No.	Description	Part No.						Ord.
		ROW-18CB	ROW-18HB	ROW-24CB	ROW-24HB	ROW-30CB	ROW-30HB	Q'ty
263	Accumulator	—	—	—	—	—	9385005006	
271	4-Way Valve Rubber	—	313728251908	—	313728251908	—	—	
300	Suction Pipe-C	—	9367138005	—	9367125005	—	—	
328	Comp. Plate Assy	9363049015	9367128020	9367128037	9367128013	9362273015	9362273046	
330	Inlet Pipe-A Assy	—	9366859017	—	—	—	—	
330-2	Inlet Pipe (Condenser)-B Assy	—	—	—	—	—	9369074004	
332-1	Suction Pipe-D	—	9367135004	—	9367126002	—	—	
332-2	Suction Pipe-E	—	9369004001	—	9369004001	—	—	
333	Accumulator	—	9350363018	—	313986117201	—	—	
334	Suction Pipe-B	—	9367137008	—	9367124008	—	—	
338	Motor Fixture	313029297108	313029297108	313029297108	313029297108	—	—	
343	Solenoid Coil	—	9359616092	—	9359616092	—	—	
343	Solenoid	—	—	—	—	—	9900003029	
344	4-Way Valve	—	313943302804	—	9300604017	—	9307556012	
348	Outlet Pipe	9364266008	—	—	—	—	—	
348	Outlet Pipe (Cond.) Assy	—	—	9363041019	—	—	—	
348	Outlet Pipe (Cond.)-A	—	—	—	9365391051	—	—	
348-1	Outlet Pipe-B	—	9365391020	—	—	—	—	
348-2	Outlet Pipe-A	—	9365391075	—	—	—	—	
353	Valve-A Assy	9364268002	—	9364325002	—	—	—	
360	4-Way Valve Band	—	313986251802	—	313986251802	—	—	
407	Clamp (Cable) No. 1259	—	—	—	—	313739340109	313739340109	
412	Terminal Gasket	9351051013	9362370004	9362370004	9362370004	9362370004	9362370004	
420	Capillary Assy	—	—	—	—	9369062001	9369095009	
477	Bell-Mouth	—	—	—	—	9359809012	9359809012	
527	Protection Net	—	—	—	—	9359844013	9359844013	
549	Thermostat-Outdoor	—	—	—	—	9352553004	—	
620	Inlet Pipe Assy	—	—	—	9367298006	—	—	
646	Compressor Cover-B	9363021004	313986355101	—	9367293001	—	—	
653-1	Bolt (Fan Motor Fixing)	—	—	—	—	0700156014	0700156014	
662	Inlet Pipe-D	—	—	—	9367301003	—	—	
702	Restrictor Valve Assy	—	9365392058	—	9365392065	—	—	
717	Center Plate	9351253011	9351253011	9351253011	9351253011	—	—	
718	Discharge Pipe-C	—	—	—	9367123001	—	—	
734	Cabinet Top Plate, Painted	—	—	—	—	9359799023	9359799023	
735	Distributor Assy	—	—	—	—	—	9369076008	
744	Clamp (Condenser)	—	—	—	—	313166374106	313166374106	
754	Terminal Gasket Washer	9351053017	—	—	—	—	—	
772	Joint Pipe-A	—	—	—	—	9369060007	9369084003	
772-3	Joint Pipe (Valve)	—	—	—	—	—	9369082009	
772-4	Joint Pipe (Valve)-B	—	—	—	—	—	9369083006	
808	Inlet Pipe (Accumulator)	—	—	—	—	—	9369081002	
812	Grip	—	—	—	—	9352157004	9352157004	
815	Terminal-5P	9356497021	—	9356497021	—	—	—	
815-3	Terminal-8P	—	9358660119	—	9358660119	9358660119	9358660119	
817	Thermostat Fixture	—	—	—	—	9352164019	—	
823-2	Fuse Holder	0500063024	0500063024	0500063024	0500063024	0500063024	0500063024	
824-4	Fuse	0600222529	0600222529	0600222529	0600222529	0600222529	0600222529	
867	Accumulator Holder Rubber	—	9354022027	—	9354022010	—	9354022010	
909	Strainer-A	—	—	—	9365112014	—	—	
910	Strainer-B	—	9365099018	—	—	—	9365099018	
983	Thermostat Cover	—	—	—	—	9358274002	—	
989-1	Cord Clamp-A	—	—	—	—	9359822011	9359822011	
989-2	Cord Clamp-B	—	—	—	—	9359823018	9359823018	

When you order parts, please make a photocopy of this page and fill the number of the parts in the "Order" column.

INDOOR UNIT

Ref. No.	Description	Part No.			Ord.
		RSW-18CC	RSW-24CC	RSW-30CC	Q'ty
34	Capacitor (Fan Motor)	9704305060	9704305060	9704305060	
40	Water Seal Plate	9369684005	9369684005	9369684005	
45	Bracket (Eva.)	9369372001	9369372001	9369372001	
61	Decoration Plate-F	9368757021	9368757021	9368757021	
63	Front Panel	9368540012	9368540012	9368540012	
69	Louver	9368560010	9368560010	9368560010	
69-1	Louver Base-A	9368558017	9368558017	9368558017	
69-2	Louver Base-B	9368559014	9368559014	9368559014	
74	Air Filter	9368552008	9368552008	9368552008	
92	Link Holder	9368563004	9368563004	9368563004	
108	Base	9369209017	9369209017	9369209017	
122	Bearing Assy	9368574000	9368574000	9368574000	
127	Drain Hose	9367695003	9367695003	9367695003	
146	Evaporator Assy	9369220005	9369220005	—	
146-1	Evaporator-A Assy	—	—	9369366000	
146-2	Evaporator-B Assy	—	—	9369373008	
158	Joint Pipe Assy	9369242007	9369242007	9369371004	
160	Front Drain Pan Assy	9369200014	9369200014	9369200014	
160-1	Rear Drain Pan Assy	9369201011	9369201011	9369201011	
163-2	Thermistor Spring-A	313728262708	313728262708	313728262708	
164	Fan Motor Assy-IN	9601388012	9601388012	9601388012	
169	Cross Flow Fan Assy	9368586003	9368586003	9368586003	
178-1	Rubber (Motor)	9368575007	9368575007	9368575007	
199	Step Motor	9900020019	9900020019	9900020019	
220	Water Plate	—	—	9368569006	
233	Power Transformer	9900069018	9900069018	9900069018	
236	Controller PCB Assy	9703335082	9703335037	9703335105	
240	Remote Control Unit	9359913061	9359913061	9359913061	
321	Flap	9368544010	9368544010	9368544010	
329	Coupling Pipe Assy	9369241000	9369241000	9369370007	
338	Motor Holder-A	9368550004	9368550004	9368550004	
338-1	Motor Holder-B	9368551001	9368551001	9368551001	
338-2	Motor Holder-C	9368769000	9368769000	9368769000	
385	Indicator PCB Assy	9702307011	9702307011	9702307011	
401	Wall Hook Bracket	9368579005	9368579005	9368579005	
408	Louver Link	9368562007	9368562007	9368562007	
425	Earth Plate	9368580001	9368580001	9368580001	
428	Screw Cover	9368576011	9368576011	9368576011	
435	Louver Spring	9368613006	9368613006	9368613006	
473	Pipe Holder	9368565008	9368565008	9368565008	
473-1	Cord Holder	9368566005	9368566005	9368566005	
506	Louver Rod	9368561017	9368561017	9368561017	
514	Control Box	9368543006	9368543006	9368543006	
522-1	Sector Gear	9368566006	9368566006	9368566006	
522-2	Pinion Gear	9368557003	9368557003	9368557003	
522-3	Flap Spring	9368612009	9368612009	9368612009	
557	Diffuser Spring	9368587000	9368587000	9368587000	
564	Bypass Pipe-A Assy	—	—	9369551000	
564-2	Bypass Pipe-C Assy	9369479007	9369479007	—	
574-1	Evaporator Support-R	9368549008	9368549008	9368549008	
574-2	Evaporator Support-L	9368548001	9368548001	9368548001	
588	Evaporator Holder	—	—	9368775001	
684	Motor Base	9368555009	9368555009	9368555009	
707	Display Cover	9368564001	9368564001	9368564001	
735	Distributor	9369240003	9369240003	9369369001	
743	Remote Control Unit Holder Case	9359955016	9359955016	9359955016	
759	Intake Grill-F	9368541026	9368541026	9368541026	
764	Drain Cap	9367677009	9367677009	9367677009	
815	Terminal	9306489106	9306489106	9306489106	
846	Relay G5NB-1A	9900007010	9900007010	9900007010	

When you order parts, please make a photocopy of this page and fill the number of the parts in the "Order" column.

INDOOR UNIT (Continued)

Ref. No.	Description	Part No.			Ord.
		RSW-18CC	RSW-24CC	RSW-30CC	Q'ty
855	Cover Display	9369264016	9369264016	9369264016	
855-1	Cover Display-B	9369594014	9369594014	9369594014	
855-2	Cover Display-C	9369683015	9369683015	9369683015	
938	Control Box Cover-R	9368570002	9368570002	9368570002	
942	Control Box Cover	9368611002	9368611002	9368611002	
960	Diffuser Assy	9369346019	9369346019	9369346019	
963	Fan Guard	9368588007	9368588007	9368588007	
963-1	Fan Guard Holder	9368554002	9368554002	9368554002	
998	Bypass Pipe-A	9369238000	9369238000	—	
999	Bypass Pipe-B	9369239007	9369239007	9369368004	

When you order parts, please make a photocopy of this page and fill the number of the parts in the "Order" column.

OUTDOOR UNIT

Ref. No.	Description	Part No.			Ord.
		ROW-18CC	ROW-24CC	ROW-30CC	Q'ty
2	Fan Cover	9350214020	9350214020	9359808015	
4	Emblem-Rear "FUJI ELECTRIC"	9361328006	9361328006	9361328006	
5	Cabinet-A, Painted	9303876015	9303876015	9359797029	
6	Cabinet-C, Painted	9353549013	9353549013	—	
7	Connector Cover	9358011010	9358011010	—	
8	Wire Assy (Shield)-D	9350215010	9350215041	9359904021	
9	Cabinet-B, Painted	9303874011	9303874011	9359798026	
10	Noise Insulation-E	313791106305	313791106305	—	
12	Base Assy, Painted	9353452016	9353452016	9359812029	
13	3-Way Valve Assy	9364523002	9357963013	—	
13-1	3-Way Valve Assy (5/8)	—	—	9360157003	
13-2	3-Way Valve Assy (3/8)	—	—	9360150004	
14	2-Way Valve Assy	9365021002	9357964010	—	
15	Dryer	933791082502	933791082502	9368111014	
16	Condenser Assy	9353455055	9356015010	9360280015	
18	Suction Pipe	9360518002	9360412003	—	
18-1	Suction Pipe-A	—	—	9360487001	
19	Capillary Tube	9359017004	9355977005	—	
19-2	Joint Pipe	9354268005	9354268005	—	
20	Discharge Pipe	9360522009	9357470009	—	
21	Discharge Pipe-B	—	9360411006	9360156006	
26	Compressor Cover-A	9354036000	9360639004	9353088000	
29	Separate Wall	313986033213	313986033213	9359804017	
32	Control Box Metal	—	—	9359839019	
32-1	Control Box Metal-A	9365672013	9365672013	—	
34	Capacitor (Fan Motor)	9357965017	9357965017	9357965024	
36	Cord Holder Metal	9356824001	9356824001	—	
37	Running Capacitor	9704436023	9704436023	9703107078	
38	Capacitor Clamp	9351770013	9351770013	9360610010	
39	Propeller Fan	9300855013	9300855013	9359837015	
41	Fan Motor Assy-Out	9600738023	9600738023	9600832011	
45	Motor Fixing Table Assy	313029311100	313029311100	—	
45-1	Motor Bracket	—	—	9359801016	
45-2	Motor Bracket-Top	—	—	9359803010	
46	Compressor Assy	9360509055	9360391001	9360613011	
55	Special Nut M8	313252257701	313252257701	313252257701	
64	Cabinet-Left, Painted	—	—	9359840022	
67	Rubber (Vibration Proof)	313659068604	313659068604	—	
82	Check Joint Assy	—	—	9360762009	
83	Check Joint Bracket	—	—	9359807018	
84	Valve Cover	—	—	9359817017	
85	Valve Fixing Plate	—	—	9359806011	
107	Rubber Seat-A (For Comp.)	313093081402	313102081406	313102081406	
108	Sleeve-A (For Comp.)	313093081706	313696081700	313696081700	
109	Terminal Cover (For Comp.)	313202059600	9355987004	9352456022	
110	Lock Wire (For Comp.)	313202059706	9355989008	—	
111	Terminal Packing (For Comp.)	313202059807	9355988001	9352456039	
158	Joint Pipe	9365312018	—	—	
178-1	Capillary Holder Rubber	313414274807	313414274807	—	
178-2	Capillary Holder Rubber	—	—	313394274808	
187	Clamp No. 1219	313361271706	313361271706	313361271706	
196-1	Clamp SKB-3M	—	312300787605	—	
218-3	Power Relay	—	—	9900074012	
232	Joint Pipe	—	9300990028	—	
259	Muffler	—	313948083902	313755083903	
338	Motor Fixture Metal	313029297108	313029297108	—	
348	Outlet Pipe (Cond.) Assy	—	—	9360171009	
349	Outlet Pipe-E	—	—	9360174000	
371	Process Pipe-B	313142082352	313142082352	—	
407	Clamp (Cable) No. 1259	—	—	313739340109	

When you order parts, please make a photocopy of this page and fill the number of the parts in the "Order" column.

OUTDOOR UNIT (Continued)

Ref. No.	Description	Part No.			Ord.
		ROW-18CC	ROW-24CC	ROW-30CC	Q'ty
450	Discharge Pipe-A	—	—	9360166005	
477	Bell-Mouth	—	—	9359809012	
527	Protection Net	—	—	9359844013	
549	Thermostat-Outdoor	—	—	9352553004	
620	Inlet Pipe (Cond.) Assy	—	—	9360167002	
646	Compressor Cover-B	313986355101	313986355101	9353368003	
653-1	Bolt (Fan Motor Fixing)	—	—	0700156014	
717	Center Plate	9351253011	9351253011	—	
734	Cabinet Top Plate, Painted	—	—	9359799023	
744	Clamp (Condenser)	—	—	313166374106	
750	Joint Pipe-A	—	9301003017	—	
812	Grip	—	—	9352157004	
815-1	Terminal-3P	9356488005	9356488005	—	
815-3	Terminal-8P	—	—	9358660119	
817	Thermostat Fixture	—	—	9352164019	
823-2	Fuse Holder	—	—	0500063024	
824-4	Fuse	—	—	0600222529	
826	Condensing Pipe-B	9353601001	9353601001	—	
829	Joint Pipe-A	9365314012	—	—	
983	Thermostat Cover	—	—	9358274002	
989-1	Cord Clamp-A	—	—	9359822011	
989-2	Cord Clamp-B	—	—	9359823018	

When you order parts, please make a photocopy of this page and fill the number of the parts in the "Order" column.

INDOOR UNIT

Ref. No.	Description	Part No.		Ord. Q'ty	Ref. No.	Description	Part No.		Ord. Q'ty
		RSW-18HL	RSW-24HL				RSW-18HL	RSW-24HL	
34	Capacitor (Fan Motor)	9704305060	9704305060		428	Screw Cover	9368576011	9368576011	
40	Water Seal Plate	9369346019	9369346019		435	Louver Spring	9368613006	9368613006	
45	Bracket (Evaporator)	9369372001	9369372001		473	Pipe Holder	9368565008	9368565008	
61	Decoration Plate-F	9368757021	9368757021		473-1	Cord Holder	9368566005	9368566005	
63	Front Panel	9368540012	9368540012		506	Louver Rod	9368561017	9368561017	
69	Louver	9368560010	9368560010		514	Control Box	9368543006	9368543006	
69-1	Louver Base-A	9368558017	9368558017		522-1	Sector Gear	9368556006	9368556006	
69-2	Louver Base-B	9368559014	9368559014		522-2	Pinion Gear	9368557003	9368557003	
74	Air Filter	9368552008	9368552008		522-3	Flap Spring	9368612009	9368612009	
92	Link Holder	9368563004	9368563004		557	Diffuser Spring	9368587000	9368587000	
108	Base Assy	9369209017	9369209017		564-2	Bypass Pipe-C Assy	9369479007	9369479007	
122	Bearing Assy	9368574000	9368574000		574-1	Evaporator Support-R	9368549008	9368549008	
127	Drain Hose	9367695003	9367695003		574-2	Evaporator Support-L	9368548001	9368548001	
146	Evaporator Assy	9369220005	9369220005		588	Evaporator Holder	9368775001	9368775001	
158	Joint Pipe Assy	9369242007	9369242007		684	Motor Base	9368555009	9368555009	
160	Front Drain Pan Assy	9369200014	9369200014		707	Display Cover	9368564001	9368564001	
160-1	Rear Drain Pan Assy	9369201011	9369201011		735	Distributor	9369240003	9369240003	
163-2	Thermistor Spring-A	313728262708	313728262708		743	Remote Control Unit Holder Case	9305642014	9305642014	
164	Fan Motor Assy-IN	9601388012	9601388012		759	Intake Grill-G	9368541026	9368541026	
178-1	Rubber (Motor)	9368575007	9368575007		764	Drain Cap	9367677009	9367677009	
199	Step Motor	9900020019	9900020019		815	Terminal	9900016029	9900016029	
233	Power Transformer	9900069018	9900069018		846	Relay G5NB-1A	9900007010	9900007010	
236	Controller PCB Assy	9703335051	9703335013		855	Cover Display	9369264016	9369264016	
240	Remote Control Unit	9368374037	9368374037		855-1	Cover Display-B	9369594014	9369594014	
321	Flap	9368544010	9368544010		855-2	Cover Display-C	9369683015	9369683015	
329	Coupling Pipe Assy	9369241000	9369241000		938	Control Box Cover-R	9368570002	9368570002	
338	Motor Holder-A	9368550004	9368550004		942	Control Box Cover	9368611002	9368611002	
338-1	Motor Holder-B	9368551001	9368551001		960	Diffuser Assy	9369346019	9369346019	
338-2	Motor Holder-C	9368769000	9368769000		963	Fan Guard	9368588007	9368588007	
385	Indicator PCB Assy	9702307011	9702307011		963-1	Fan Guard Holder	9368554002	9368554002	
401	Wall Hook Bracket	9368579005	9368579005		998	Bypass Pipe-A	9369238000	9369238000	
408	Louver Link	9368562007	9368562007		999	Bypass Pipe-B	9369239007	9369239007	
425	Earth Plate	9368580001	9368580001						

When you order parts, please make a photocopy of this page and fill the number of the parts in the "Order" column.

OUTDOOR UNIT

Ref. No.	Description	Part No.		Ord. Q'ty	Ref. No.	Description	Part No.		Ord. Q'ty
		ROW-18HL	ROW-24HL				ROW-18HL	ROW-24HL	
2	Fan Cover	9350214020	9350214020		117-3	Hex. Nut w/Spring Washer	301721180114	301721180114	
4	Emblem-Rear "FUJI ELECTRIC"	9361328006	9361328006		187	Clamp No. 1219	313361271706	313361271706	
5	Cabinet-A, Painted	9303876015	9303876015		218-3	Power Relay	9900074012	9900074012	
6	Cabinet-C, Painted	9353549013	9353549013		271	4-Way Valve Rubber	313728251908	313728251908	
7	Connector Cover	9358011010	9358011010		300	Suction Pipe-C	9367138005	9367125005	
8	Shield Tube Assy-D	9359904052	9359904052		328	Comp. Plate Assy	9367128020	9367128013	
9	Cabinet-B, Painted	9303874011	9303874011		330	Inlet Pipe-A Assy	9366859017	—	
12	Base Assy, Painted	9353452054	9353452061		332-1	Suction Pipe-D	9367135004	9367126002	
13	3-Way Valve Assy	9364523002	9364523002		332-2	Suction Pipe-E	9369004001	9369004001	
14	2-Way Valve Assy	9365021002	9365021002		333	Accumulator	9350363018	313986117201	
15	Dryer	9368111014	9368117016		334	Suction Pipe-B	9367137008	9367124008	
16	Condenser Assy	9353455048	9369005015		338	Motor Fixture	313029297108	313029297108	
17	"U" Pipe-Y	313728127012	9305523009		343	Solenoid Coil	9359616092	9359616092	
20	Discharge Pipe Assy	9367136001	—		344	4-Way Valve	313943302804	9300604017	
26	Compressor Cover-A	9367296002	9367134007		348	Outlet Pipe (Cond.)-A	—	9365391051	
29	Separate Wall	313986033213	313986033213		348-1	Outlet Pipe-B	9365391020	—	
32	Control Box Metal-A	9365672020	9365672020		348-2	Outlet Pipe-A	9365391075	—	
34	Capacitor (Fan Motor)	9357965024	9357965024		360	4-Way Valve Band	313986251802	313986251802	
36	Cord Holder Metal	9356934007	9356934007		412	Terminal Gasket	9362370004	9362370004	
37	Running Capacitor	9703107122	9703107153		620	Inlet Pipe Assy	—	9367298006	
38	Capacitor Clamp	9351770013	9351770013		646	Compressor Cover-B	313986355101	9367293001	
39	Propeller Fan	9300855013	9300855013		662	Inlet Pipe-D	—	9367301003	
41	Fan Motor Assy-Out	9600738047	9600738047		702	Restrictor Valve Assy	9365392058	9365392065	
45	Motor Fixing Table Assy	313029311100	313029311100		717	Center Plate	9351253011	9351253011	
46	Compressor Assy	9366777007	9367112005		718	Discharge Pipe-C	—	9367123001	
54-2	Outlet Pipe-B	—	9365391068		815-3	Terminal-8P	9358660119	9358660119	
55	Special Nut M8	9355091008	9355091008		823-2	Fuse Holder	0500063024	0500063024	
67	Rubber (Vibration Proof)	313659068604	313659068604		824-4	Fuse	0600222529	0600222529	
81	Strap	9362371001	9362371001		867	Accumulator Holder Rubber	9354022027	9354022010	
107	Rubber Mount	9362368001	9362368001		909	Strainer-A	—	9365112014	
109	Terminal Cover	9362369008	9362369008		910	Strainer-B	9365099018	—	

When you order parts, please make a photocopy of this page and fill the number of the parts in the "Order" column.

INDOOR UNIT

Ref. No.	Description	Part No.		Ord. Q'ty	Ref. No.	Description	Part No.		Ord. Q'ty
		RSW-9CB	RSW-12CB				RSW-9CB	RSW-12CB	
44	Decoration Plate	9307218057	9307218057		688	Screw w/Washer	313681304205	313681304205	
61	Power Cord	9704097019	9704097019		743	Remote Control Unit Holder	9305642014	9305642014	
63	Front Panel Assy	9307294105	9307294105		743	Remote Control Unit Holder	9305642014	9305642014	
64	Capacitor (Fan Motor)	9700468103	9700468103		759	Intake Grille-D	9307186066	9307186066	
65	Flow Control Panel-Z	9305443031	9305443031		760	Insulation (Pipe)-E	9304607007	9304607007	
69	Louver-A	9305415014	9305415014		761	Side Cover-R	9305996100	9305996100	
74	Filter	9305444014	9305444014		762	Side Cover-L	9305437153	9305437153	
108	Base	9309755017	9309755017		764	Drain Cap Assy	9304150008	9304150008	
109	Casing	9305411016	9305411016		767-1	Bottom Cover-A	9309801011	9309801011	
122	Shaft Holder-B	9303066010	9303066010		767-2	Bottom Cover-B	9309802018	9309802018	
127	Drain Hose Assy	9305550029	9305550029		780	Key Top (Slide Switch)	9303526002	9303526002	
146	Evaporator Assy	9308555021	9308555014		815	Terminal-2P	9701955022	9701955022	
151	Control Box	9305448036	9305448036		850	Window (Receiver)	9305439027	9305439027	
158	Connecting Pipe Assy	9306416010	9307073007		872	Indicator Case	9305978014	9305978014	
163	Thermistor Spring	313104262701	313104262701		873	Lamp Cover	9305451012	9305451012	
164	Fan Motor Assy-IN	9600917015	9600917015		874	Control Box Cover	9305977017	9305977017	
169	Cross-Flow Fan Assy	9307836015	9307836015		875	Power Supply PCB Assy	9702440213	9702440213	
178	Motor Cushion-B	9306274009	9306274009		876-1	Step Motor	9305780006	9305780006	
185	Wire Clamp	9305940004	9305940004		928-1	U-Pipe (BB)	9305747009	9305747009	
195	Clamp SKB-100	313361275805	313361275805		929-1	U-Pipe (V)	9305748006	9305748006	
196-2	Clamp SKB-150	313035356905	313035356905		930-1	U-Pipe (W)	9305749003	9305749003	
233	Power Transformer	9701803026	9701803026		932	Outlet Cover	9305414017	9305414017	
234	Thermistor Assy-(Room)	9702324018	9702324018		960	Diffuser	9305412037	9305412037	
235	Thermistor Assy-(Pipe)	9702039035	9702039035		964	Flare Nut-A	9307767005	313996239804	
236	Controller PCB Assy	9702889180	9702889197		965	Flare Nut-B	9307768002	9307768002	
240	Remote Control Unit	9359960096	9359960096		966	Bonnet-A	9304798019	—	
281	Clamp Metal (Pipe)	9306192006	9306192006		967-1	Bonnet-B	9304799016	9304799016	
282	Wall Cap-B (Accessory)	313714296205	313714296205		967-2	Bonnet-B	—	9301858006	
323	Louver-B	9305597017	9305597017		968	Relay PCB Assy	9701656011	9701656011	
336	Suction Pipe-A Assy	9305741014	9306175009		973	Gear Assy	9305452002	9305452002	
385	Indicator PCB Assy	9701364213	9701364213		974	Joint (Louver)	9305416011	9305416011	
401	Wall Hook Bracket	9304358008	9304358008		976	Window (Indicator)	9305440016	9305440016	
440	Flow Control Panel-U	9306173081	9306173081		B	Machine Screw (with Spring Washer)	0700179013	0700179013	
466	Clamp NK-4N	313714328805	313714328805		C	Machine Screw (with Spring Washer)	0700184031	0700184031	
593	Discharge Pipe-A Assy	9305740017	9305740017						
652	Thermistor Holder Pipe	313714262805	313714262805						
687	Earth Terminal	9306483005	9306483005						

When you order parts, please make a photocopy of this page and fill the number of the parts in the "Order" column.

OUTDOOR UNIT

Ref. No.	Description	Part No.		Ord. Q'ty	Ref. No.	Description	Part No.		Ord. Q'ty
		ROW-9CB	ROW-12CB				ROW-9CB	ROW-12CB	
4	Emblem-Rear	9306835026	9306835026		107	Rubber Sheet-A	9307285004	9307092008	
5	Cabinet Front Panel, Plastic	9306386016	9306386016		109	Terminal Cover (For Comp.)	9307281008	9307090004	
7	Connector Cover (Cabinet)	9306119010	9306119010		138	Separate Wall	9305971008	9305971008	
9	Cabinet Rear Panel, Plastic	9306385019	9306385019		155	Special Nut M6	—	9307615016	
12	Base Assy, Painted	9306118044	9306118068		187	Clamp No. 1219	313361271706	313361271706	
13	3-Way Valve	9311534013	9311535010		195	Clamp SKB-100	—	313361275805	
14	2-Way Valve	9311533016	9311533016		196-2	Clamp SKB-3MC	9305335008	9305335008	
16	Condenser Assy	9307276002	9307276002		227	OCR Spring (For Comp.)	9307283000	—	
18	Suction Pipe	9309179004	9306358006		230	Overload Relay	9309208001	9352453007	
19	Capillary Tube	9309378001	9308226006		365	Bracket (Valve)	9306748012	9306748012	
20	Discharge Pipe Assy	9309178007	9306365004		412	Terminal Gasket (For Comp.)	9307280009	9307089008	
26	BR Sheet 30 x 120 x T7	9305039036	9305039036		420	Capillary Assy	9309377004	—	
26-8	BR Sheet 65 x 170 x T2	—	9305490011		423	Noise Insulation-F	9306097004	9306424008	
26-9	BR Sheet 180 x 180 x T2	9305039067	—		582	Discharge Pipe-SF	9306115005	—	
32	Control Box Metal	9305972005	9305972005		674	Tapping Screw (Special)	9305848010	9305848010	
34	Capacitor (Fan Motor)	9900089023	9900089030		688	Screw (with Square Washer)	313681304205	313681304205	
37	Capacitor (Running)	9307588020	9307588020		815	Terminal-3P	9306489014	9306489014	
38	Clamp Metal (Capacitor)	313468061808	313468061808		820	Capillary Joint-BC Assy	—	9306134006	
39	Propeller Fan	9305538003	9305538003		916	Noise Insulation-G	9306098001	9306362003	
41	Fan Motor Assy-Out	9307715013	9307715013		935-1	Reinforcement (Cabinet Top)	9305973002	9305973002	
42	Bracket (Motor)	9305536016	9305536016		935-2	Reinforcement-F (Cabinet Top)	9305123000	9306123000	
46	Compressor Assy	9309177000	9308228000		942-1	Control Box Cover-A Metal	9308562012	9308562012	
47-2	Discharge Pipe Rubber (Pipe Absorber)	313185159802	313185159802		942-2	Control Box Cover-B Metal	9305975006	9305975006	
51	Special Nut M5	9307282003	9307091001		982	Cord Clamp (Plastic, Black)	9302271002	9302271002	
55	Special Nut M8	313252257701	—		985	Special Nut w/Washer	9304902003	9304902003	
62	Wire Assy (Shield)-A	9305695027	9305695027		986	Special Washer	9304903000	9304903000	
69-3	Bolt, Hex. Socket	301210060360	301210060360		A	Screw (with Inner Washer)	9357297002	9357297002	
98	Fan Ring	9305581023	9305581023		B	Screw (with Inner Washer)	0700179013	0700179013	

Note : Always use specified screws, since Ref. No. 688, A, B and C are screws for the earth.

Ref. No. 688 : Machine screw (with spring washer) M4 x P0.7 x L10, plating thickness 5u or more.

A : Tapping screw (with inner clip washer) M4 x L10, plating thickness 5u or more.

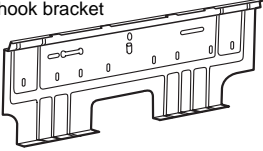
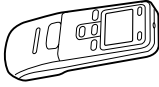

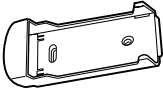
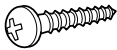

B : Machine screw (with spring washer) M4 x P0.7 x L10, plating thickness 5u or more.

C : Machine screw (with spring washer) M4 x P0.7 x L8, plating thickness 5u or more.

STANDARD ACCESSORIES





INDOOR UNIT ACCESSORIES

Models : RSW-18CB, RSW-18HB, RSW-18HL
RSW-24CB, RSW-24HB, RSW-24HL
RSW-30CB, RSW-30HB




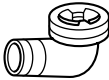

Name and Shape	Part No.
Wall hook bracket 	9368579005
Remote control unit 	18CB, 24CB, 30CB model 9368374044 (AR-HG4)
	18HB, 24HB, 30HB 18HL, 24HL model 9368374037 (AR-HG3)
Battery (penlight) 	0600185534
Remote control unit holder 	9305642014
Tapping screw (big) (ø4 x 20) 	301141164200
Tapping screw (small) (ø3 x 12) 	301141533125

OUTDOOR UNIT ACCESSORIES

Models : ROW-18CB, ROW-18HB, ROW-18HL
ROW-24CB, ROW-24HB, ROW-24HL

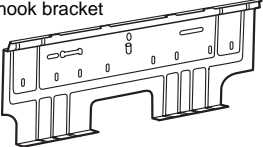
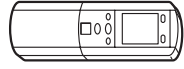

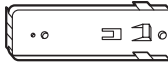


Name and Shape	Part No.
Hexagon wrench 	9351228019
Drain pipe 	313728031005 [Heat & cool model (Reverse cycle) only]
Flexible tube 	313013042915 [Heat & cool model (Reverse cycle) only]
Drain cap 	313166024302 [Heat & cool model (Reverse cycle) only]

Models : ROW-30CB
ROW-30HB

Name and Shape	Part No.
Hexagon wrench 	9351228019
Cable clip 	313739340109
Tapping screw 	301463040100
Drain pipe 	9303029015 [Heat & cool model (Reverse cycle) only]
Drain cap 	313166024302 [Heat & cool model (Reverse cycle) only]


INDOOR UNIT ACCESSORIES

Models : RSW-18CC
RSW-24CC
RSW-30CC




Name and Shape	Part No.
Wall hook bracket 	9368579005
Remote control unit 	9359913061 (AR-DL6)
Battery (penlight) 	0600185534
Remote control unit holder 	9359955016
Tapping screw (big) (ø4 x 20) 	301141164200
Tapping screw (small) (ø3 x 12) 	301141533125

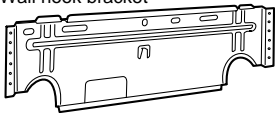
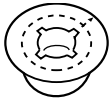
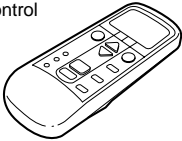

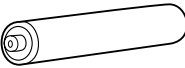
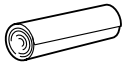




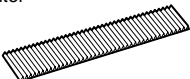
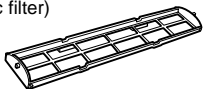

OUTDOOR UNIT ACCESSORIES

Models : ROW-18CC
ROW-24CC

Name and Shape	Part No.
Hexagon wrench 	9351228019

Model : ROW-30CC

Name and Shape	Part No.
Hexagon wrench 	9351228019
Cable clip 	313739340109
Tapping screw 	301463040100

Name and Shape	Part No.	
	RSW-9CB	RSW-12CB
Wall hook bracket 	9304358008	9304358008
Wall cap-B 	313714296205	313714296205
Remote control unit 	9359960096	9359960096
Remote control holder case 	9305642014	9305642014
Battery (penlight) 	0600185534	0600185534
Cloth tape 	9308117007	9308117007
Seal-A 	—	9304536000
Tapping screw (big) ($\varnothing 4 \times 20$) 	301141164200	301141164200
Tapping screw (small) ($\varnothing 3 \times 12$) 	0700019036	0700019036
Allen wrench (4mm) 	9351228019	9351228019
Electric filter 	9310442012	9310442012
Holder (Electric filter) 	9305445011	9305445011
Deodorant filter 	9310441015	9310441015



MANUFACTURER :

Fuji Denki Sosetsu Co., Ltd.

Tokyo, Japan

0206J2056

June 2002 Printed in Japan



Большая библиотека технической документации

<https://splitsystema48.ru/instrukcii-po-ekspluatácii-kondicionerov.html>

каталоги, инструкции, сервисные мануалы, схемы.